



2009-2010 GMT Quarterly Report for District (or Undistricted) **District 12 L**

GMT: **CARL HARRELL**

Location: **TENNESSEE**

GMT CA: **1**

CLUBS

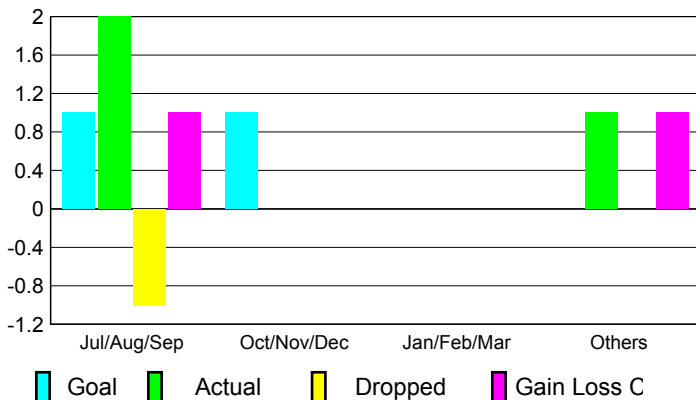
Club Results
2009-2010

Clubs
2008-2009

Month	New Club Goal	Actual New Clubs	Actual Dropped Clubs	Gain/Loss of Clubs	Gain/Loss of Clubs
Jul/Aug/Sep	1	2	-1	1	1
Oct/Nov/Dec	1	0	0	0	0
Jan/Feb/Mar	0	0	0	0	0
Apr/May/June	0	1	0	1	0
Totals	2	3	-1	2	1

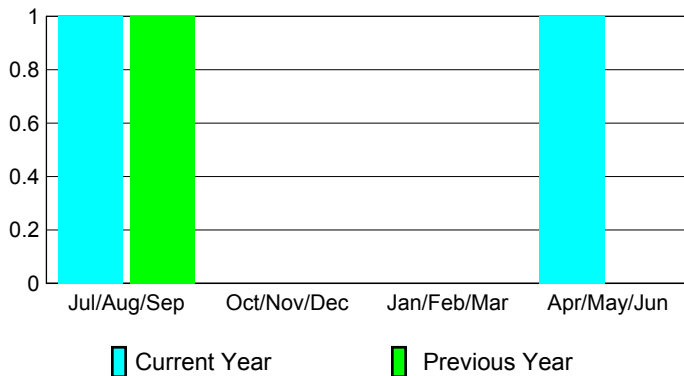
Club Results 2009-2010

Goal, New, Dropped, Gain/Loss



Comparison of Club Gain/Loss

Current Year Compared to the Previous Year



YTD Status Quo Clubs 2009-2010

Status Quo Clubs Compared to Status Quo Members



MEMBERSHIP

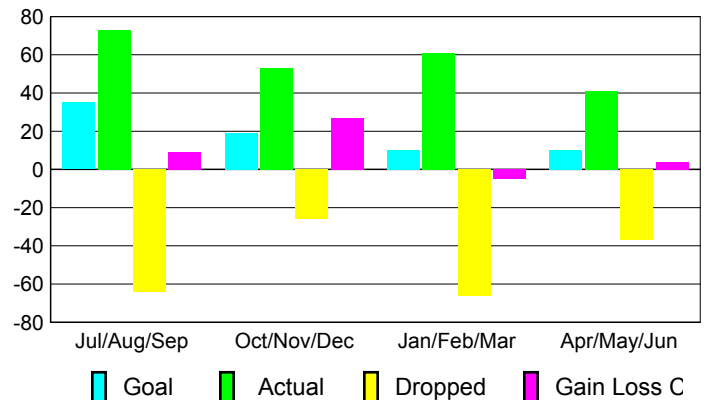
Membership Results
2009-2010

Membership
2008-2009

Month	Net Memb Goal	Actual New Memb	Actual Dropped Memb	Gain/Loss of Memb	Gain/Loss of Memb
Jul/Aug/Sep	35	73	-64	9	27
Oct/Nov/Dec	19	53	-26	27	-12
Jan/Feb/Mar	10	61	-66	-5	6
Apr/May/June	10	41	-37	4	-16
Totals	74	228	-193	35	5

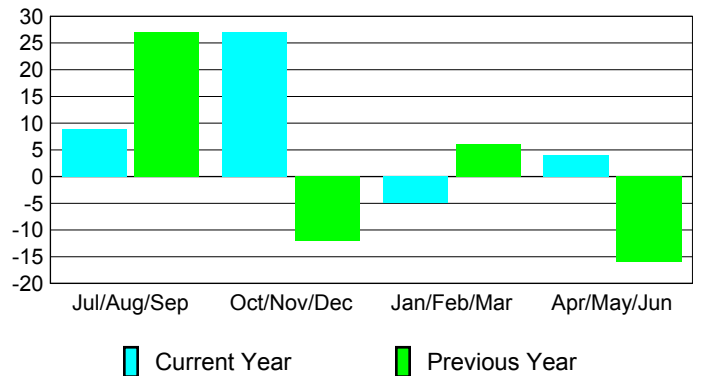
Membership Results 2009-2010

Goal, New, Dropped, Gain/Loss

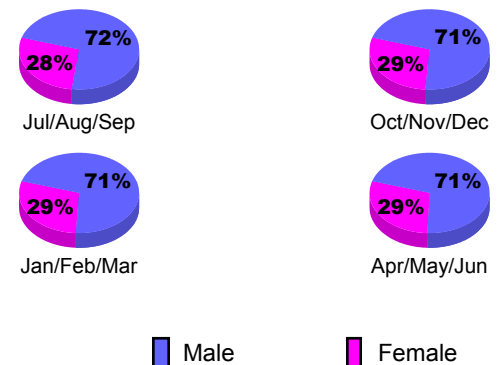


Comparison of Membership Gain/Loss

Current Year Compared to the Previous Year



Gender Comparison 2009-2010





2009-2010 GMT Quarterly Report for District (or Undistricted) **District 12 I**

GMT: **CARL HARRELL**

Location: **TENNESSEE**

GMT CA: **1**

CLUBS

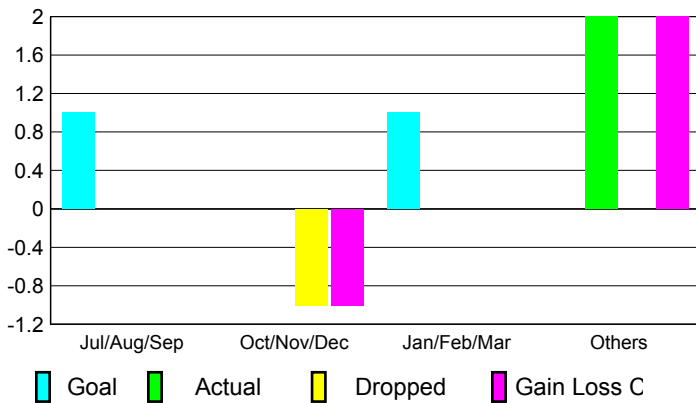
**Club Results
2009-2010**

**Clubs
2008-2009**

Month	New Club Goal	Actual New Clubs	Actual Dropped Clubs	Gain/Loss of Clubs	Gain/Loss of Clubs
Jul/Aug/Sep	1	0	0	0	0
Oct/Nov/Dec	0	0	-1	-1	0
Jan/Feb/Mar	1	0	0	0	1
Apr/May/June	0	2	0	2	1
Totals	2	2	-1	1	2

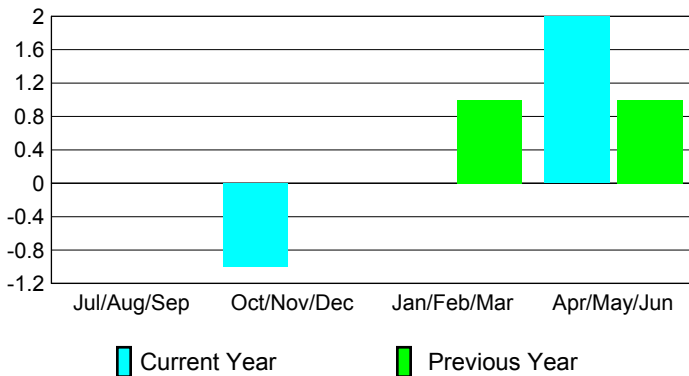
Club Results 2009-2010

Goal, New, Dropped, Gain/Loss



Comparison of Club Gain/Loss

Current Year Compared to the Previous Year



YTD Status Quo Clubs 2009-2010

Status Quo Clubs Compared to Status Quo Members



MEMBERSHIP

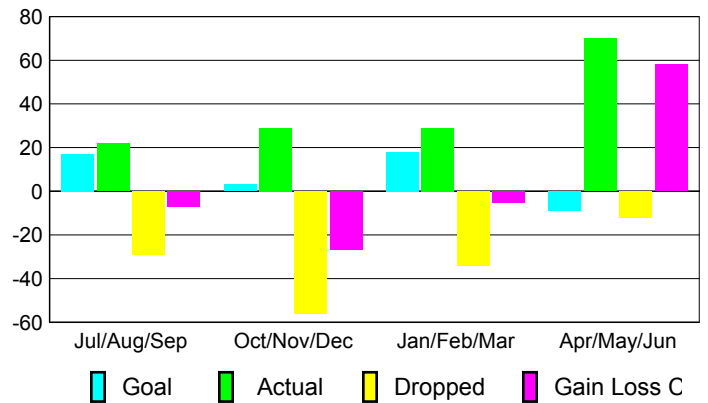
**Membership Results
2009-2010**

**Membership
2008-2009**

Month	Net Memb Goal	Actual New Memb	Actual Dropped Memb	Gain/Loss of Memb	Gain/Loss of Memb
Jul/Aug/Sep	17	22	-29	-7	-9
Oct/Nov/Dec	3	29	-56	-27	-14
Jan/Feb/Mar	18	29	-34	-5	18
Apr/May/June	-9	70	-12	58	44
Totals	29	150	-131	19	39

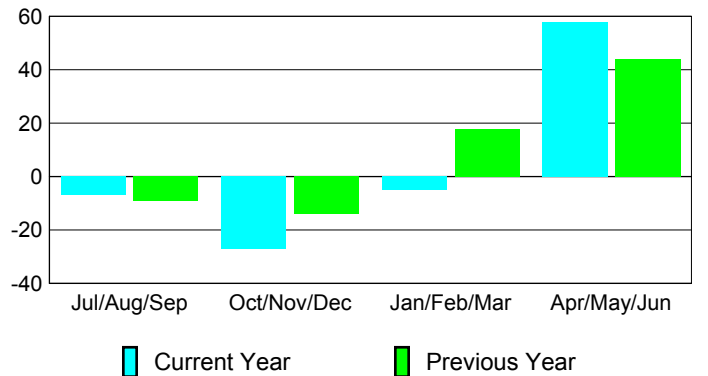
Membership Results 2009-2010

Goal, New, Dropped, Gain/Loss

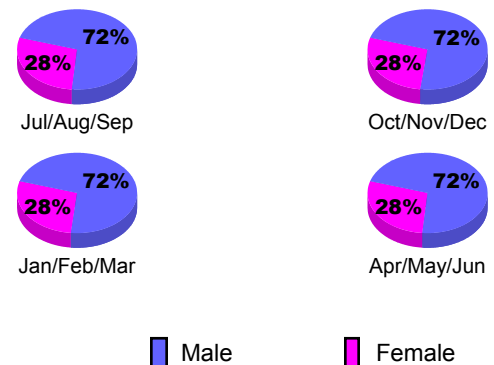


Comparison of Membership Gain/Loss

Current Year Compared to the Previous Year



Gender Comparison 2009-2010





2009-2010 GMT Quarterly Report for District (or Undistricted) **District 12 O**

GMT: **CARL HARRELL**

Location: **TENNESSEE**

GMT CA: **1**

CLUBS

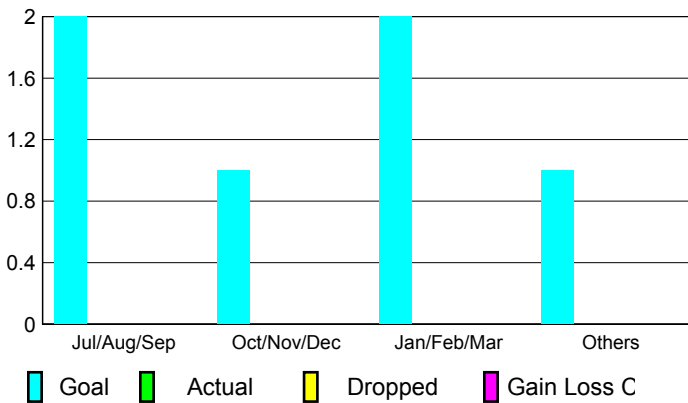
**Club Results
2009-2010**

**Clubs
2008-2009**

Month	New Club Goal	Actual New Clubs	Actual Dropped Clubs	Gain/Loss of Clubs	Gain/Loss of Clubs
Jul/Aug/Sep	2	0	0	0	0
Oct/Nov/Dec	1	0	0	0	0
Jan/Feb/Mar	2	0	0	0	0
Apr/May/June	1	0	0	0	1
Totals	6	0	0	0	1


Club Results 2009-2010

Goal, New, Dropped, Gain/Loss



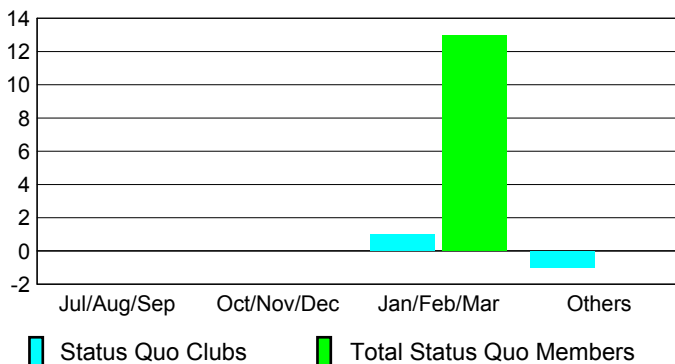
Comparison of Club Gain/Loss

Current Year Compared to the Previous Year



YTD Status Quo Clubs 2009-2010

Status Quo Clubs Compared to Status Quo Members



MEMBERSHIP

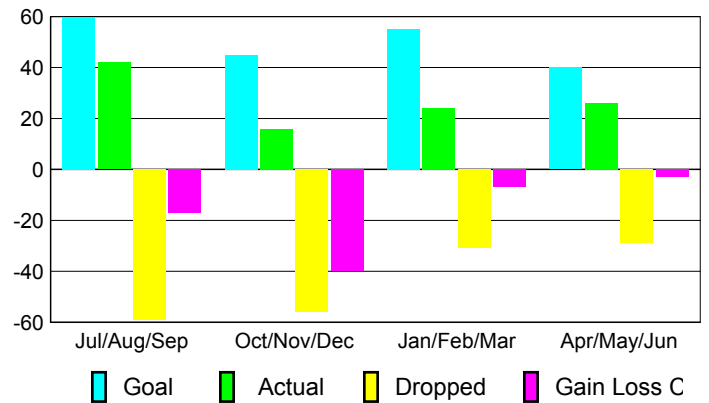
**Membership Results
2009-2010**

**Membership
2008-2009**

Month	Net Memb Goal	Actual New Memb	Actual Dropped Memb	Gain/Loss of Memb	Gain/Loss of Memb
Jul/Aug/Sep	60	42	-59	-17	5
Oct/Nov/Dec	45	16	-56	-40	0
Jan/Feb/Mar	55	24	-31	-7	-5
Apr/May/June	40	26	-29	-3	28
Totals	200	108	-175	-67	28

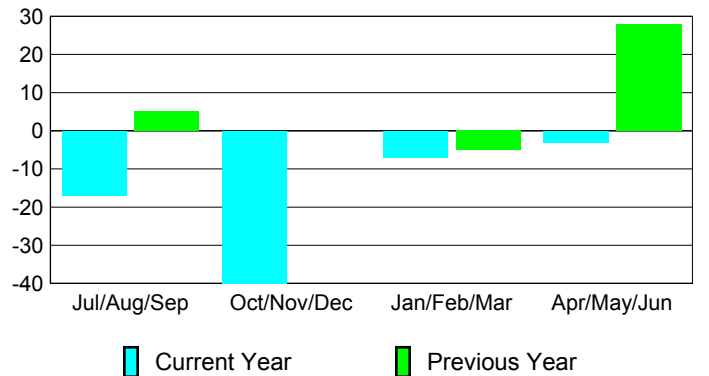
Membership Results 2009-2010

Goal, New, Dropped, Gain/Loss

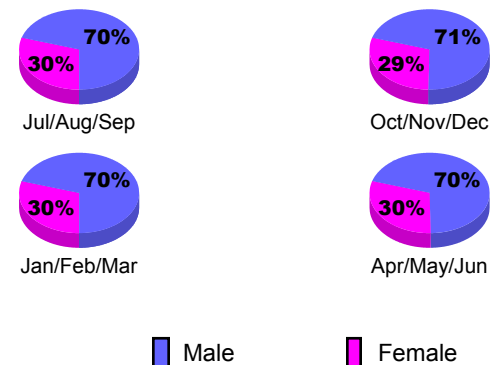


Comparison of Membership Gain/Loss

Current Year Compared to the Previous Year



Gender Comparison 2009-2010





2009-2010 GMT Quarterly Report for District (or Undistricted) **District 12 N**

GMT: **CARL HARRELL**

Location: **TENNESSEE**

GMT CA: **1**

CLUBS

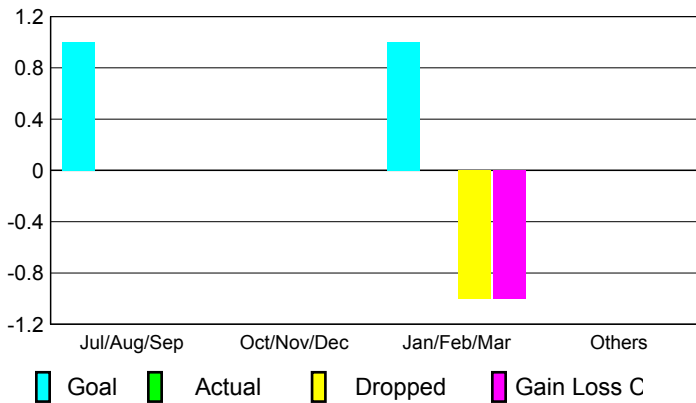
Club Results
2009-2010

Clubs
2008-2009

Month	New Club Goal	Actual New Clubs	Actual Dropped Clubs	Gain/Loss of Clubs	Gain/Loss of Clubs
Jul/Aug/Sep	1	0	0	0	1
Oct/Nov/Dec	0	0	0	0	1
Jan/Feb/Mar	1	0	-1	-1	0
Apr/May/June	0	0	0	0	0
Totals	2	0	-1	-1	2

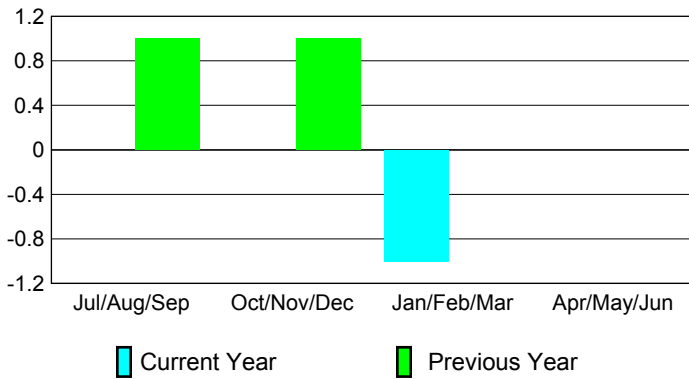
Club Results 2009-2010

Goal, New, Dropped, Gain/Loss



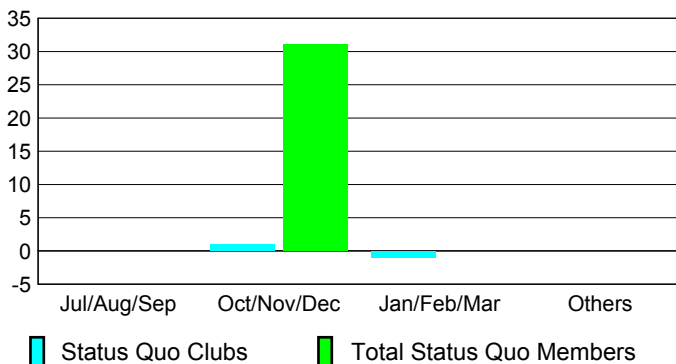
Comparison of Club Gain/Loss

Current Year Compared to the Previous Year



YTD Status Quo Clubs 2009-2010

Status Quo Clubs Compared to Status Quo Members



MEMBERSHIP

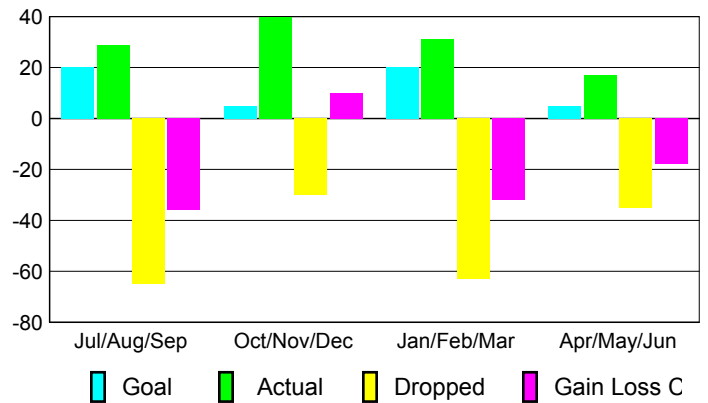
Membership Results
2009-2010

Membership
2008-2009

Month	Net Memb Goal	Actual New Memb	Actual Dropped Memb	Gain/Loss of Memb	Gain/Loss of Memb
Jul/Aug/Sep	20	29	-65	-36	5
Oct/Nov/Dec	5	40	-30	10	53
Jan/Feb/Mar	20	31	-63	-32	-21
Apr/May/June	5	17	-35	-18	-10
Totals	50	117	-193	-76	27

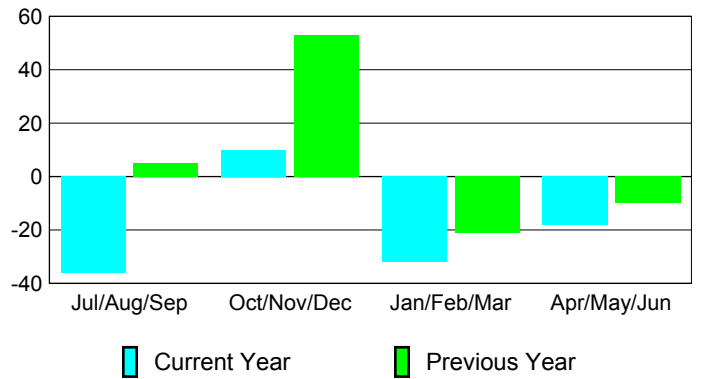
Membership Results 2009-2010

Goal, New, Dropped, Gain/Loss

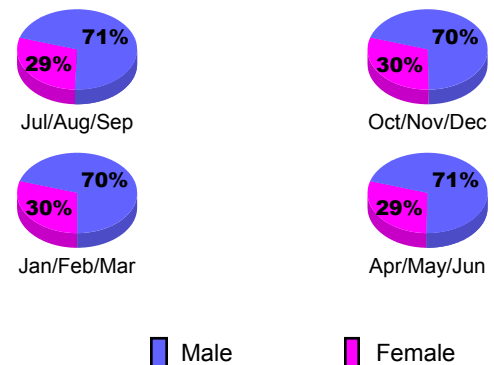


Comparison of Membership Gain/Loss

Current Year Compared to the Previous Year



Gender Comparison 2009-2010





2009-2010 GMT Quarterly Report for District (or Undistricted) **District 12 S**

GMT: **CARL HARRELL**

Location: **TENNESSEE**

GMT CA: **1**

CLUBS

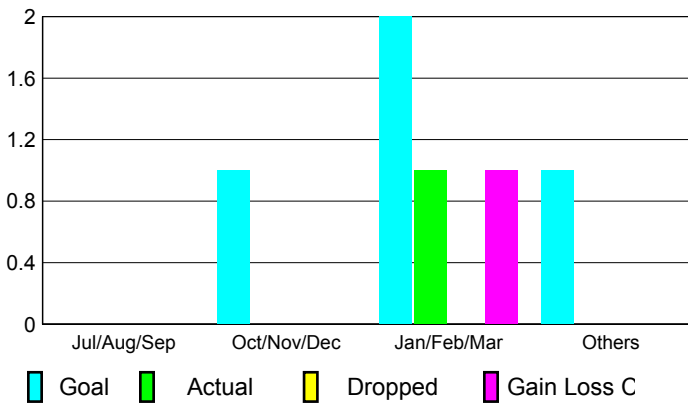
Club Results
2009-2010

Clubs
2008-2009

Month	New Club Goal	Actual New Clubs	Actual Dropped Clubs	Gain/Loss of Clubs	Gain/Loss of Clubs
Jul/Aug/Sep	0	0	0	0	0
Oct/Nov/Dec	1	0	0	0	1
Jan/Feb/Mar	2	1	0	1	1
Apr/May/June	1	0	0	0	1
Totals	4	1	0	1	3

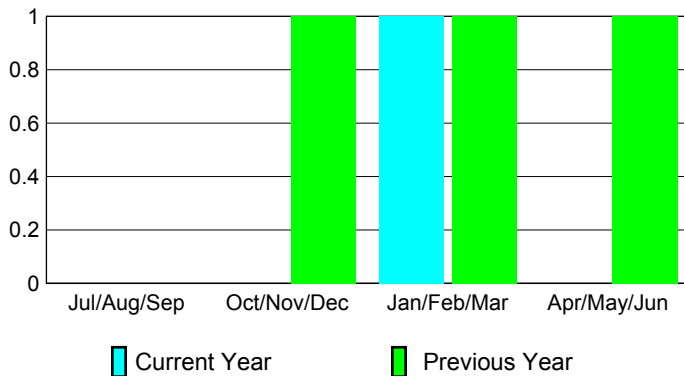
Club Results 2009-2010

Goal, New, Dropped, Gain/Loss



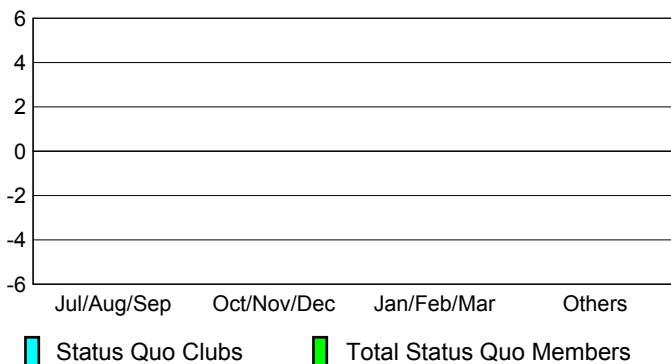
Comparison of Club Gain/Loss

Current Year Compared to the Previous Year



YTD Status Quo Clubs 2009-2010

Status Quo Clubs Compared to Status Quo Members



MEMBERSHIP

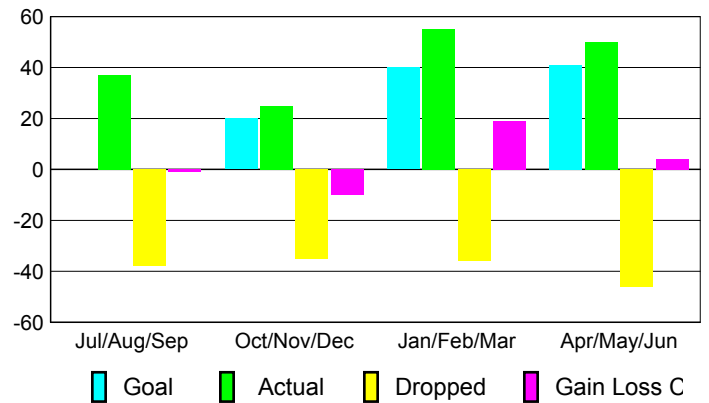
Membership Results
2009-2010

Membership
2008-2009

Month	Net Memb Goal	Actual New Memb	Actual Dropped Memb	Gain/Loss of Memb	Gain/Loss of Memb
Jul/Aug/Sep	0	37	-38	-1	6
Oct/Nov/Dec	20	25	-35	-10	47
Jan/Feb/Mar	40	55	-36	19	21
Apr/May/June	41	50	-46	4	21
Totals	101	167	-155	12	95

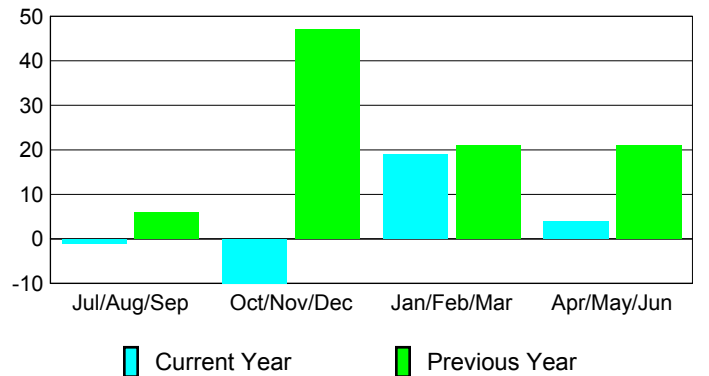
Membership Results 2009-2010

Goal, New, Dropped, Gain/Loss

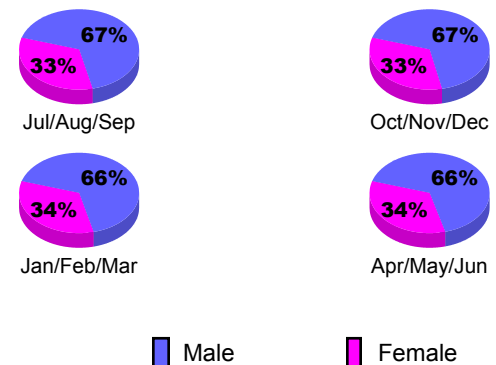


Comparison of Membership Gain/Loss

Current Year Compared to the Previous Year



Gender Comparison 2009-2010





2009-2010 GMT Quarterly Report for District (or Undistricted) **District 18 A**

GMT: **CARL HARRELL**

Location: **GEORGIA**

GMT CA: **1**

CLUBS

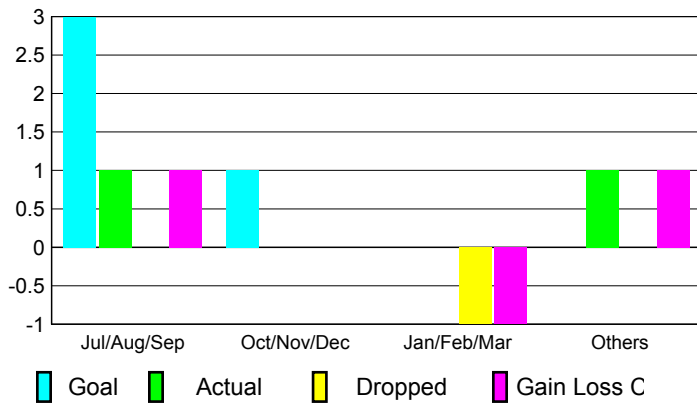
Club Results
2009-2010

Clubs
2008-2009

Month	New Club Goal	Actual New Clubs	Actual Dropped Clubs	Gain/Loss of Clubs	Gain/Loss of Clubs
Jul/Aug/Sep	3	1	0	1	0
Oct/Nov/Dec	1	0	0	0	0
Jan/Feb/Mar	0	0	-1	-1	0
Apr/May/June	0	1	0	1	1
Totals	4	2	-1	1	1

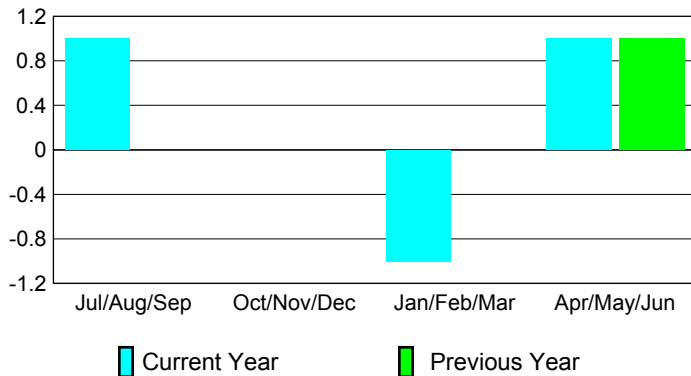
Club Results 2009-2010

Goal, New, Dropped, Gain/Loss



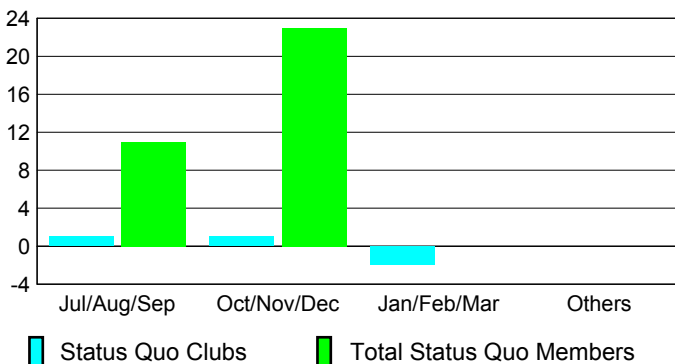
Comparison of Club Gain/Loss

Current Year Compared to the Previous Year



YTD Status Quo Clubs 2009-2010

Status Quo Clubs Compared to Status Quo Members



MEMBERSHIP

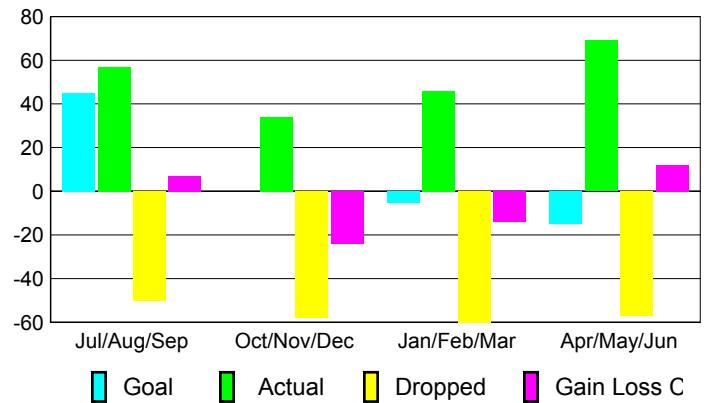
Membership Results
2009-2010

Membership
2008-2009

Month	Net Memb Goal	Actual New Memb	Actual Dropped Memb	Gain/Loss of Memb	Gain/Loss of Memb
Jul/Aug/Sep	45	57	-50	7	-41
Oct/Nov/Dec	0	34	-58	-24	-13
Jan/Feb/Mar	-5	46	-60	-14	-15
Apr/May/June	-15	69	-57	12	35
Totals	25	206	-225	-19	-34

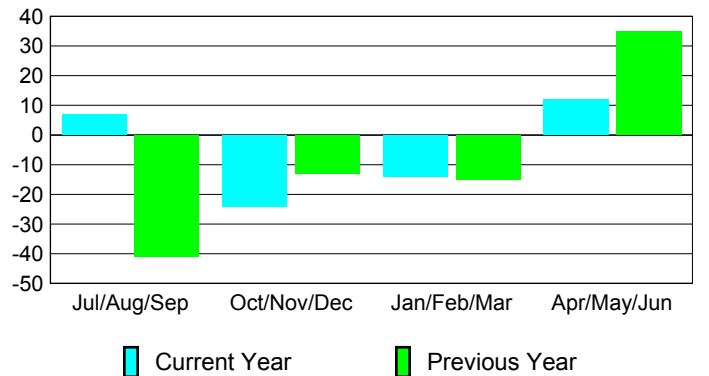
Membership Results 2009-2010

Goal, New, Dropped, Gain/Loss

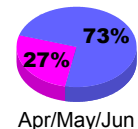
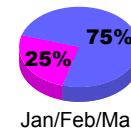
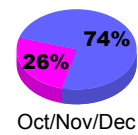
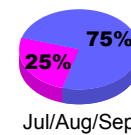


Comparison of Membership Gain/Loss

Current Year Compared to the Previous Year



Gender Comparison 2009-2010



Male

Female



2009-2010 GMT Quarterly Report for District (or Undistricted) **District 18 B**

GMT: **CARL HARRELL**

Location: **GEORGIA**

GMT CA: **1**

CLUBS

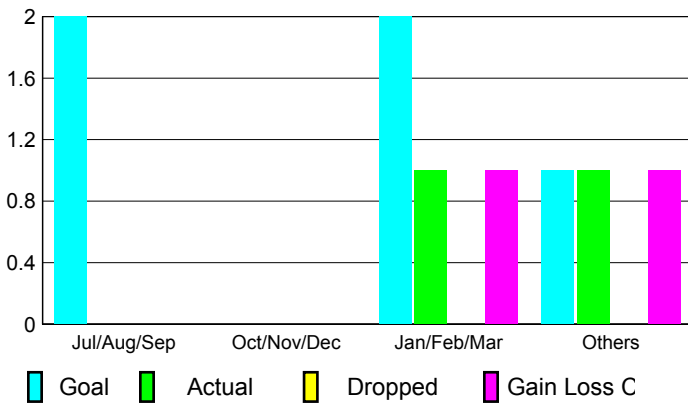
Club Results
2009-2010

Clubs
2008-2009

Month	New Club Goal	Actual New Clubs	Actual Dropped Clubs	Gain/Loss of Clubs	Gain/Loss of Clubs
Jul/Aug/Sep	2	0	0	0	0
Oct/Nov/Dec	0	0	0	0	0
Jan/Feb/Mar	2	1	0	1	0
Apr/May/June	1	1	0	1	2
Totals	5	2	0	2	2

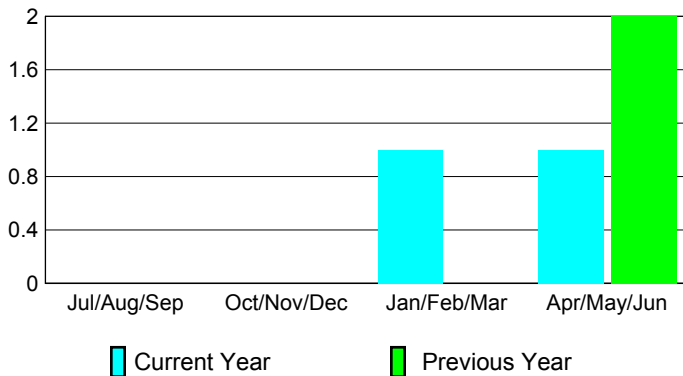
Club Results 2009-2010

Goal, New, Dropped, Gain/Loss



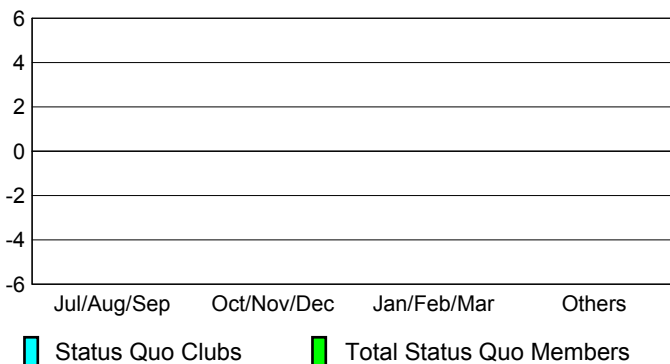
Comparison of Club Gain/Loss

Current Year Compared to the Previous Year



YTD Status Quo Clubs 2009-2010

Status Quo Clubs Compared to Status Quo Members



MEMBERSHIP

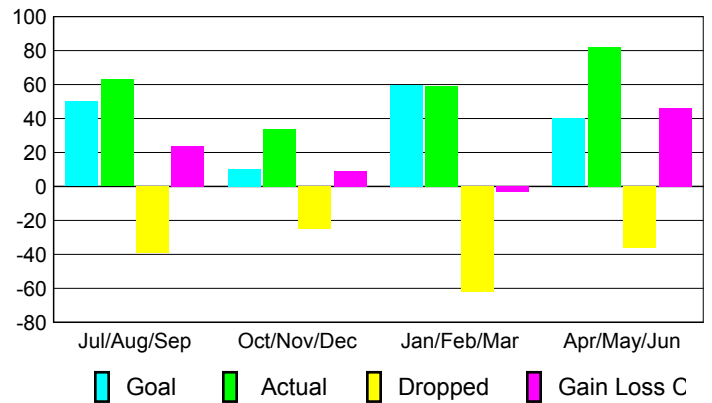
Membership Results
2009-2010

Membership
2008-2009

Month	Net Memb Goal	Actual New Memb	Actual Dropped Memb	Gain/Loss of Memb	Gain/Loss of Memb
Jul/Aug/Sep	50	63	-39	24	-5
Oct/Nov/Dec	10	34	-25	9	19
Jan/Feb/Mar	60	59	-62	-3	-15
Apr/May/June	40	82	-36	46	66
Totals	160	238	-162	76	65

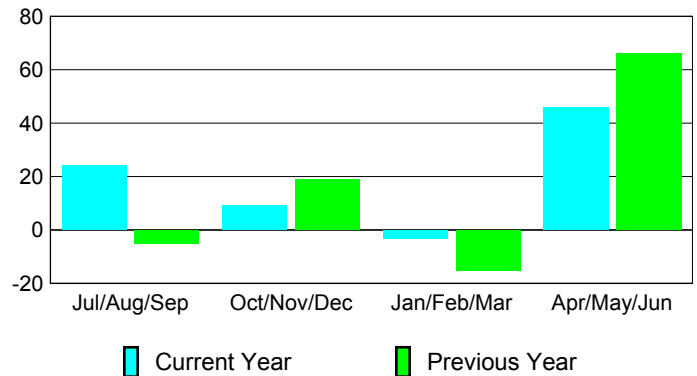
Membership Results 2009-2010

Goal, New, Dropped, Gain/Loss

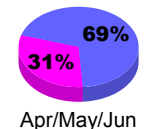
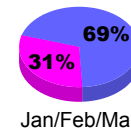
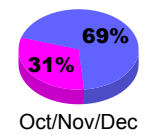
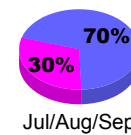


Comparison of Membership Gain/Loss

Current Year Compared to the Previous Year



Gender Comparison 2009-2010



Male

Female



2009-2010 GMT Quarterly Report for District (or Undistricted) **District 18 C**

GMT: **CARL HARRELL**

Location: **GEORGIA**

GMT CA: **1**

CLUBS

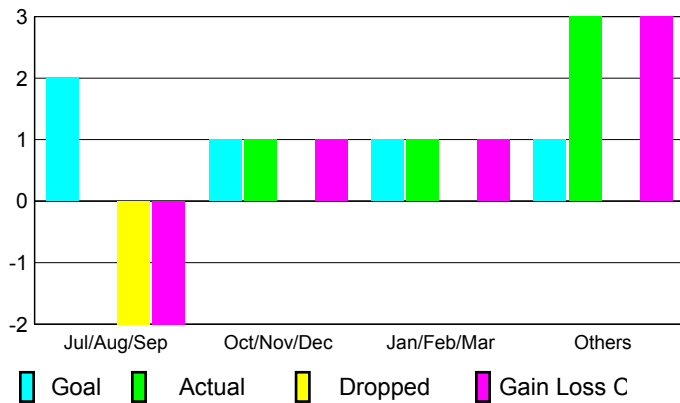
Club Results
2009-2010

Clubs
2008-2009

Month	New Club Goal	Actual New Clubs	Actual Dropped Clubs	Gain/Loss of Clubs	Gain/Loss of Clubs
Jul/Aug/Sep	2	0	-2	-2	0
Oct/Nov/Dec	1	1	0	1	0
Jan/Feb/Mar	1	1	0	1	1
Apr/May/June	1	3	0	3	2
Totals	5	5	-2	3	3

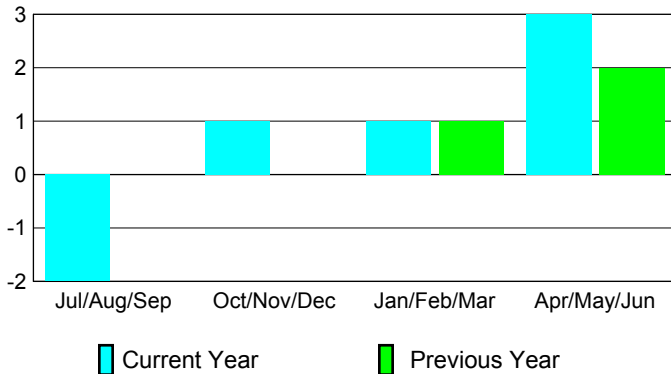
Club Results 2009-2010

Goal, New, Dropped, Gain/Loss



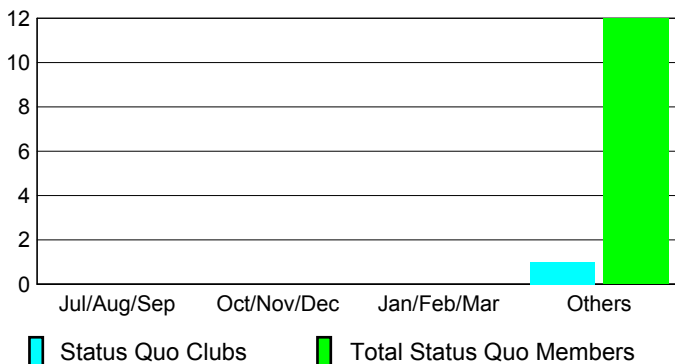
Comparison of Club Gain/Loss

Current Year Compared to the Previous Year



YTD Status Quo Clubs 2009-2010

Status Quo Clubs Compared to Status Quo Members



MEMBERSHIP

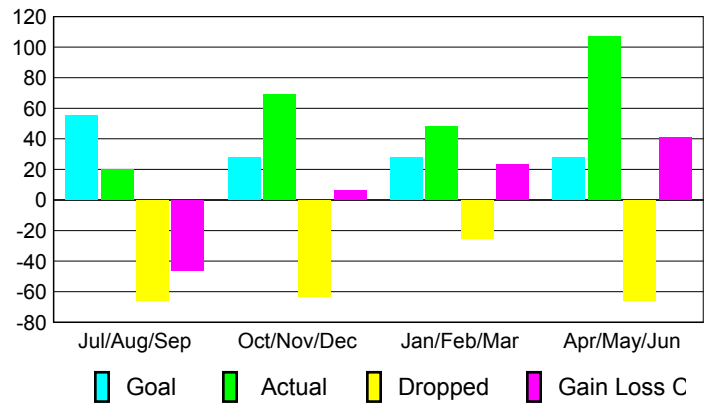
Membership Results
2009-2010

Membership
2008-2009

Month	Net Memb Goal	Actual New Memb	Actual Dropped Memb	Gain/Loss of Memb	Gain/Loss of Memb
Jul/Aug/Sep	55	20	-66	-46	-23
Oct/Nov/Dec	28	69	-63	6	-14
Jan/Feb/Mar	28	48	-25	23	10
Apr/May/June	28	107	-66	41	54
Totals	139	244	-220	24	27

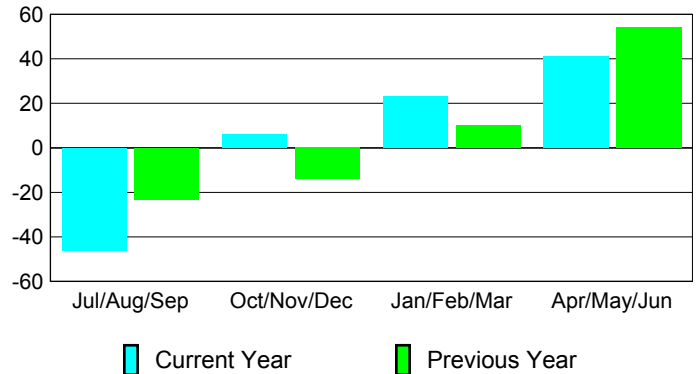
Membership Results 2009-2010

Goal, New, Dropped, Gain/Loss

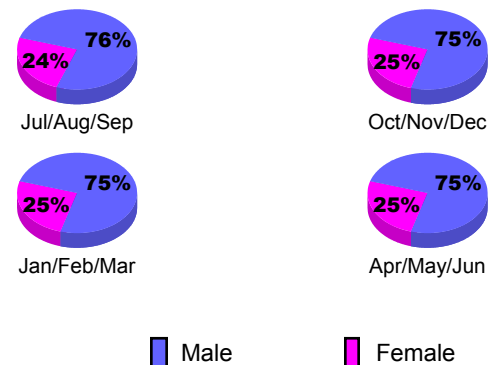


Comparison of Membership Gain/Loss

Current Year Compared to the Previous Year



Gender Comparison 2009-2010





2009-2010 GMT Quarterly Report for District (or Undistricted) **District 18 D**

GMT: **CARL HARRELL**

Location: **GEORGIA**

GMT CA: **1**

CLUBS

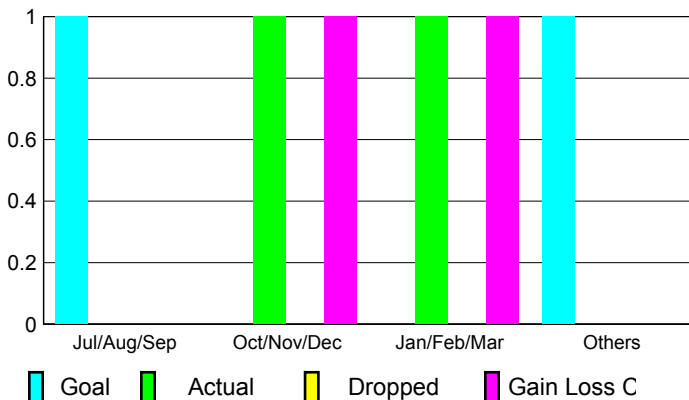
Club Results
2009-2010

Clubs
2008-2009

Month	New Club Goal	Actual New Clubs	Actual Dropped Clubs	Gain/Loss of Clubs	Gain/Loss of Clubs
Jul/Aug/Sep	1	0	0	0	0
Oct/Nov/Dec	0	1	0	1	0
Jan/Feb/Mar	0	1	0	1	0
Apr/May/June	1	0	0	0	0
Totals	2	2	0	2	0

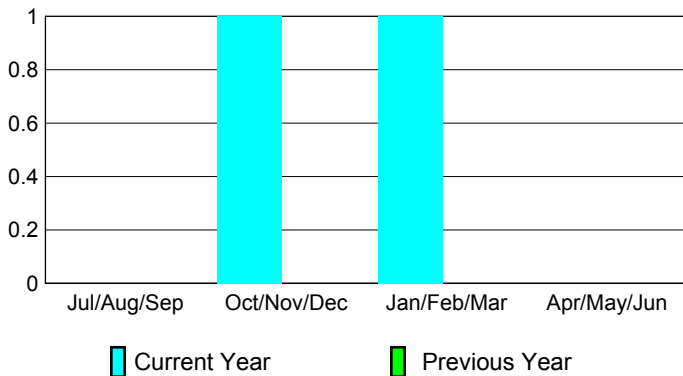
Club Results 2009-2010

Goal, New, Dropped, Gain/Loss



Comparison of Club Gain/Loss

Current Year Compared to the Previous Year



YTD Status Quo Clubs 2009-2010

Status Quo Clubs Compared to Status Quo Members



MEMBERSHIP

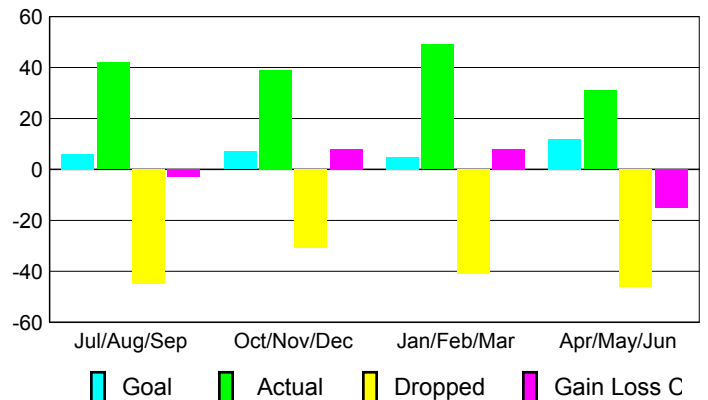
Membership Results
2009-2010

Membership
2008-2009

Month	Net Memb Goal	Actual New Memb	Actual Dropped Memb	Gain/Loss of Memb	Gain/Loss of Memb
Jul/Aug/Sep	6	42	-45	-3	-14
Oct/Nov/Dec	7	39	-31	8	-1
Jan/Feb/Mar	5	49	-41	8	15
Apr/May/June	12	31	-46	-15	-14
Totals	30	161	-163	-2	-14

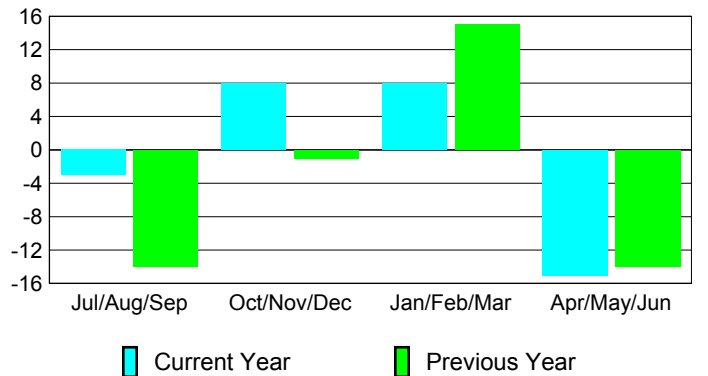
Membership Results 2009-2010

Goal, New, Dropped, Gain/Loss

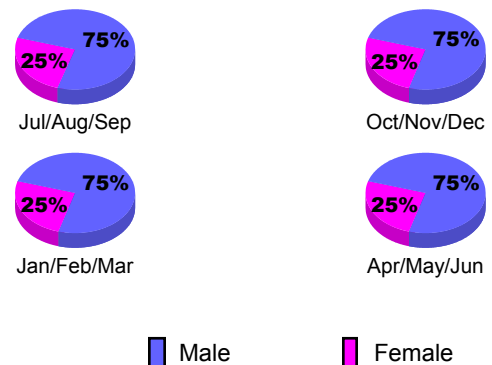


Comparison of Membership Gain/Loss

Current Year Compared to the Previous Year



Gender Comparison 2009-2010





2009-2010 GMT Quarterly Report for District (or Undistricted) **District 18 E**

GMT: **CARL HARRELL**

Location: **GEORGIA**

GMT CA: **1**

CLUBS

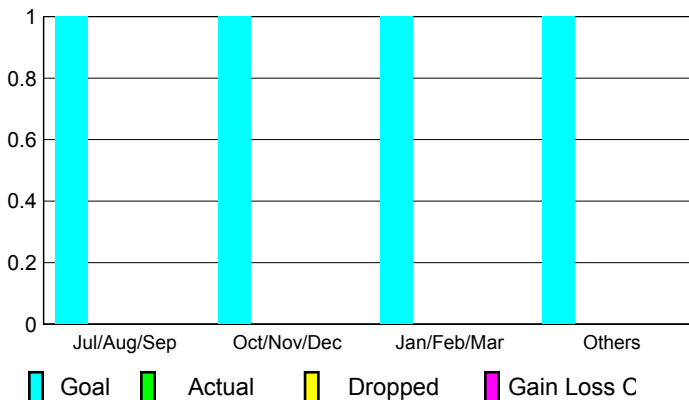
**Club Results
2009-2010**

**Clubs
2008-2009**

Month	New Club Goal	Actual New Clubs	Actual Dropped Clubs	Gain/Loss of Clubs	Gain/Loss of Clubs
Jul/Aug/Sep	1	0	0	0	0
Oct/Nov/Dec	1	0	0	0	0
Jan/Feb/Mar	1	0	0	0	0
Apr/May/June	1	0	0	0	1
Totals	4	0	0	0	1


Club Results 2009-2010

Goal, New, Dropped, Gain/Loss



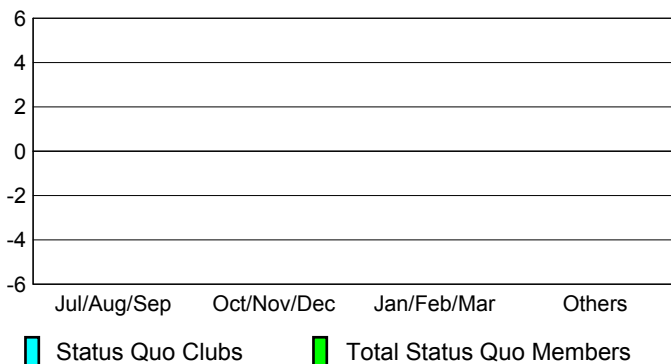
Comparison of Club Gain/Loss

Current Year Compared to the Previous Year



YTD Status Quo Clubs 2009-2010

Status Quo Clubs Compared to Status Quo Members



MEMBERSHIP

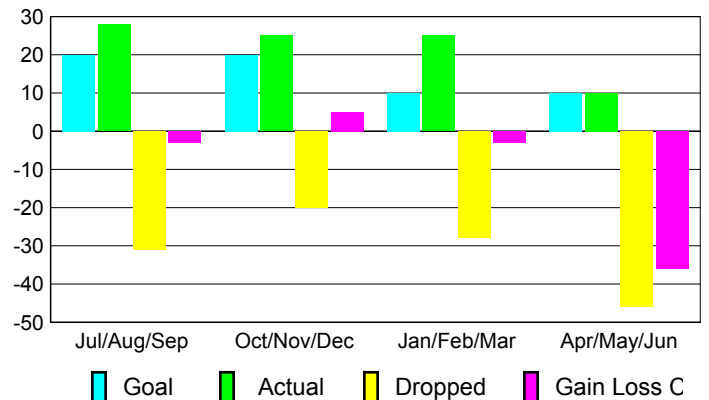
**Membership Results
2009-2010**

**Membership
2008-2009**

Month	Net Memb Goal	Actual New Memb	Actual Dropped Memb	Gain/Loss of Memb	Gain/Loss of Memb
Jul/Aug/Sep	20	28	-31	-3	-11
Oct/Nov/Dec	20	25	-20	5	1
Jan/Feb/Mar	10	25	-28	-3	-14
Apr/May/June	10	10	-46	-36	17
Totals	60	88	-125	-37	-7

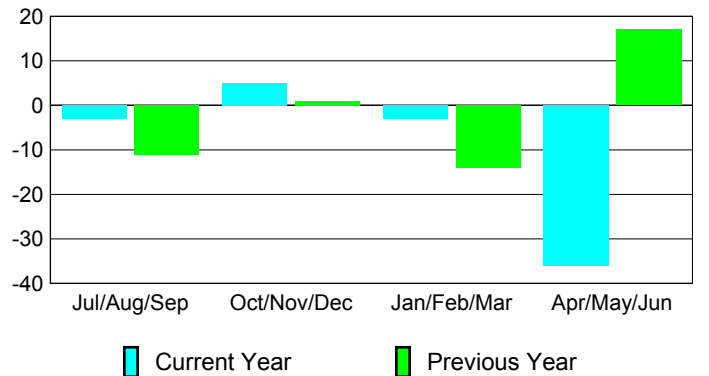
Membership Results 2009-2010

Goal, New, Dropped, Gain/Loss

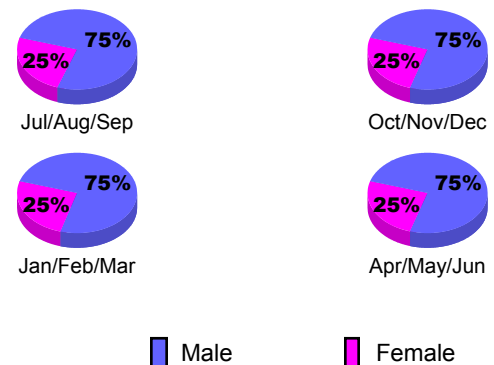


Comparison of Membership Gain/Loss

Current Year Compared to the Previous Year



Gender Comparison 2009-2010





2009-2010 GMT Quarterly Report for District (or Undistricted) **District 18 F**

GMT: **CARL HARRELL**

Location: **GEORGIA**

GMT CA: **1**

CLUBS

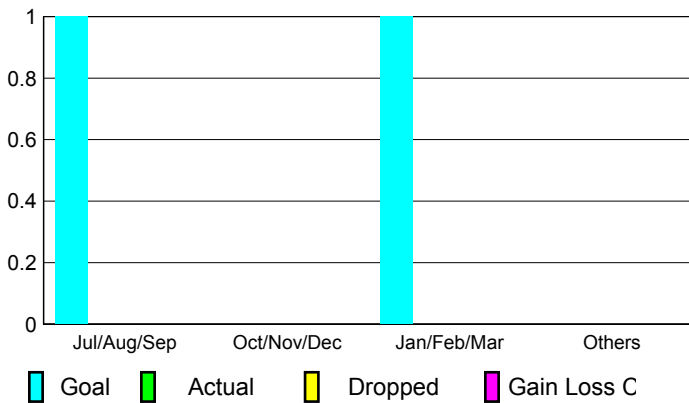
Club Results
2009-2010

Clubs
2008-2009

Month	New Club Goal	Actual New Clubs	Actual Dropped Clubs	Gain/Loss of Clubs	Gain/Loss of Clubs
Jul/Aug/Sep	1	0	0	0	0
Oct/Nov/Dec	0	0	0	0	0
Jan/Feb/Mar	1	0	0	0	0
Apr/May/June	0	0	0	0	1
Totals	2	0	0	0	1


Club Results 2009-2010

Goal, New, Dropped, Gain/Loss



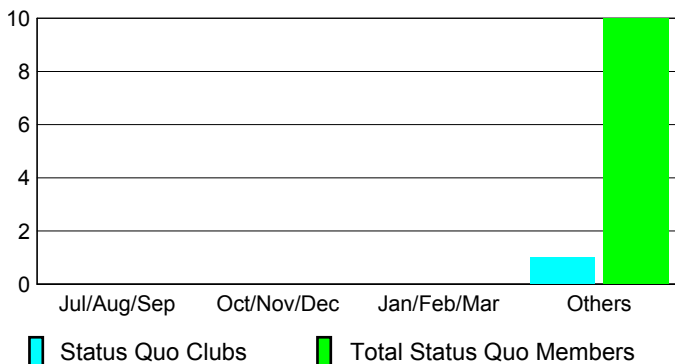
Comparison of Club Gain/Loss

Current Year Compared to the Previous Year



YTD Status Quo Clubs 2009-2010

Status Quo Clubs Compared to Status Quo Members



MEMBERSHIP

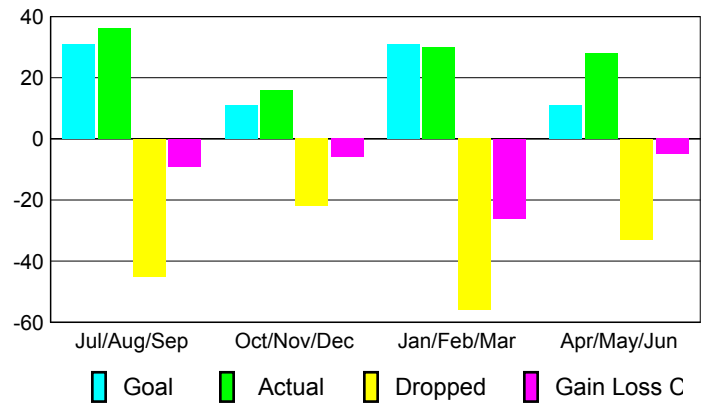
Membership Results
2009-2010

Membership
2008-2009

Month	Net Memb Goal	Actual New Memb	Actual Dropped Memb	Gain/Loss of Memb	Gain/Loss of Memb
Jul/Aug/Sep	31	36	-45	-9	0
Oct/Nov/Dec	11	16	-22	-6	0
Jan/Feb/Mar	31	30	-56	-26	4
Apr/May/June	11	28	-33	-5	12
Totals	84	110	-156	-46	16

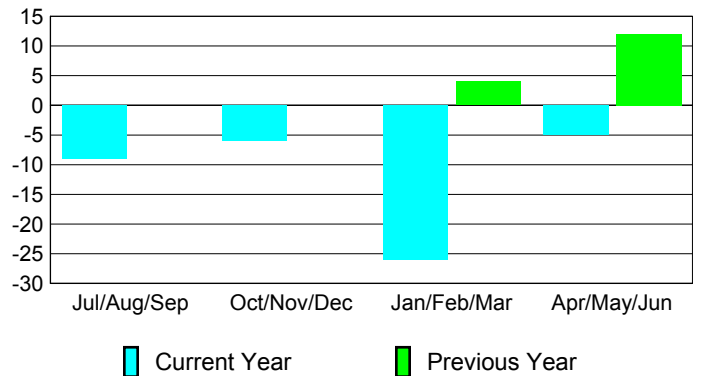
Membership Results 2009-2010

Goal, New, Dropped, Gain/Loss

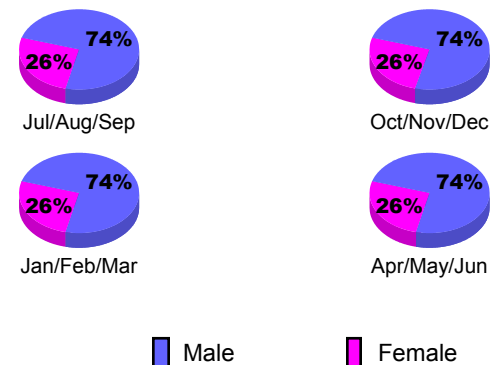


Comparison of Membership Gain/Loss

Current Year Compared to the Previous Year



Gender Comparison 2009-2010





2009-2010 GMT Quarterly Report for District (or Undistricted) **District 30 M**

GMT: CARL HARRELL

Location: MISSISSIPPI

GMT CA: 1

CLUBS

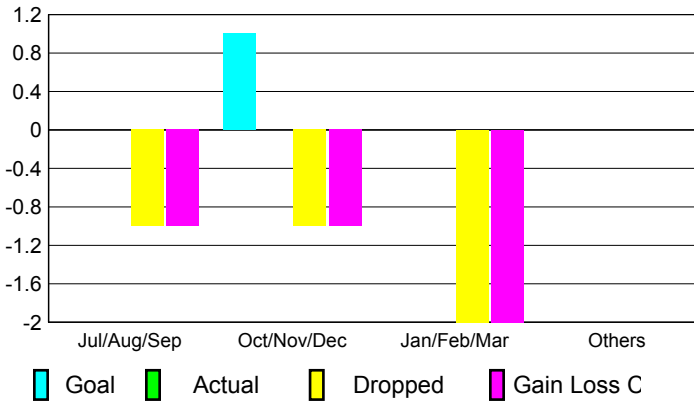
**Club Results
2009-2010**

**Clubs
2008-2009**

Month	New Club Goal	Actual New Clubs	Actual Dropped Clubs	Gain/Loss of Clubs	Gain/Loss of Clubs
Jul/Aug/Sep	0	0	-1	-1	0
Oct/Nov/Dec	1	0	-1	-1	0
Jan/Feb/Mar	0	0	-2	-2	0
Apr/May/June	0	0	0	0	3
Totals	1	0	-4	-4	3

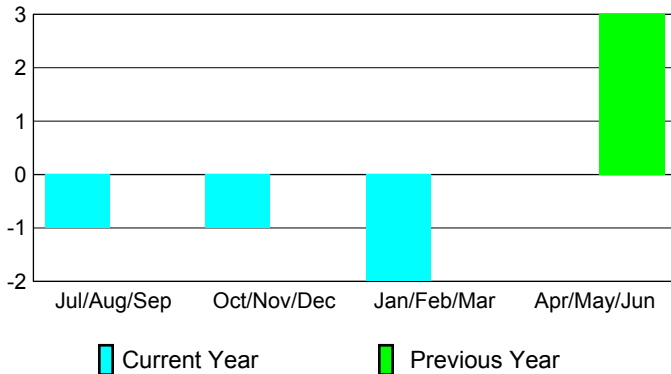
Club Results 2009-2010

Goal, New, Dropped, Gain/Loss



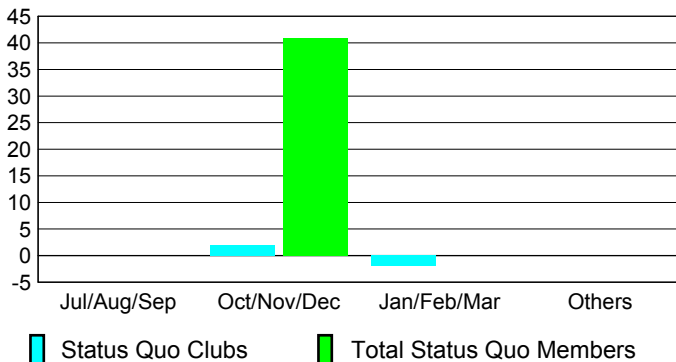
Comparison of Club Gain/Loss

Current Year Compared to the Previous Year



YTD Status Quo Clubs 2009-2010

Status Quo Clubs Compared to Status Quo Members



MEMBERSHIP

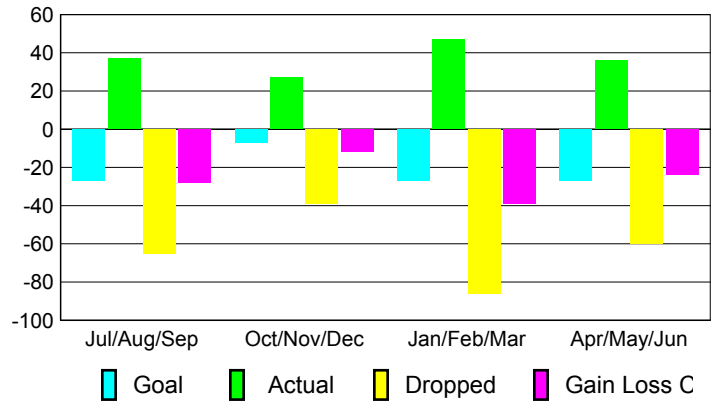
**Membership Results
2009-2010**

**Membership
2008-2009**

Month	Net Memb Goal	Actual New Memb	Actual Dropped Memb	Gain/Loss of Memb	Gain/Loss of Memb
Jul/Aug/Sep	-27	37	-65	-28	-17
Oct/Nov/Dec	-7	27	-39	-12	-25
Jan/Feb/Mar	-27	47	-86	-39	-20
Apr/May/June	-27	36	-60	-24	33
Totals	-88	147	-250	-103	-29

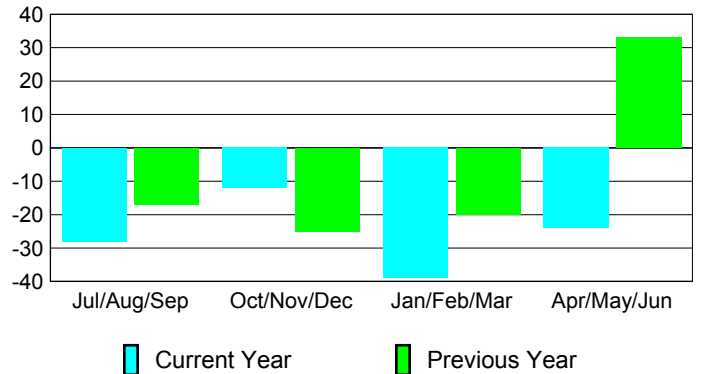
Membership Results 2009-2010

Goal, New, Dropped, Gain/Loss

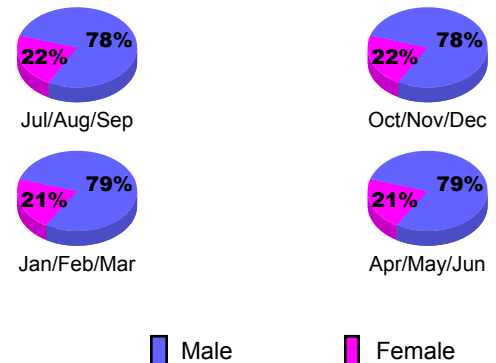


Comparison of Membership Gain/Loss

Current Year Compared to the Previous Year



Gender Comparison 2009-2010





2009-2010 GMT Quarterly Report for District (or Undistricted) **District 30 S**

GMT: **CARL HARRELL**

Location: **MISSISSIPPI**

GMT CA: **1**

CLUBS

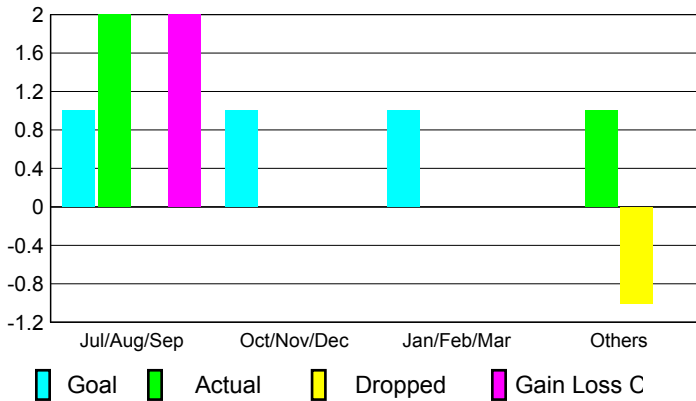
Club Results
2009-2010

Clubs
2008-2009

Month	New Club Goal	Actual New Clubs	Actual Dropped Clubs	Gain/Loss of Clubs	Gain/Loss of Clubs
Jul/Aug/Sep	1	2	0	2	0
Oct/Nov/Dec	1	0	0	0	0
Jan/Feb/Mar	1	0	0	0	0
Apr/May/June	0	1	-1	0	0
Totals	3	3	-1	2	0


Club Results 2009-2010

Goal, New, Dropped, Gain/Loss



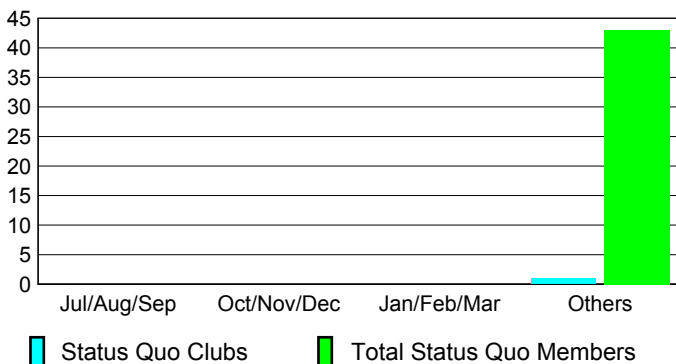
Comparison of Club Gain/Loss

Current Year Compared to the Previous Year



YTD Status Quo Clubs 2009-2010

Status Quo Clubs Compared to Status Quo Members



MEMBERSHIP

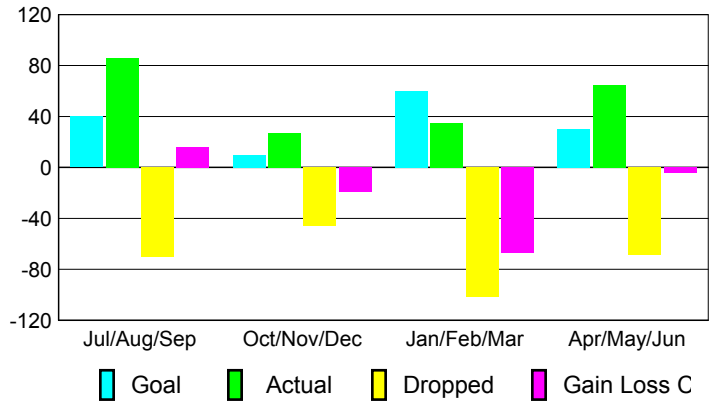
Membership Results
2009-2010

Membership
2008-2009

Month	Net Memb Goal	Actual New Memb	Actual Dropped Memb	Gain/Loss of Memb	Gain/Loss of Memb
Jul/Aug/Sep	40	86	-70	16	-22
Oct/Nov/Dec	10	27	-46	-19	-27
Jan/Feb/Mar	60	35	-102	-67	-46
Apr/May/June	30	65	-69	-4	-18
Totals	140	213	-287	-74	-113

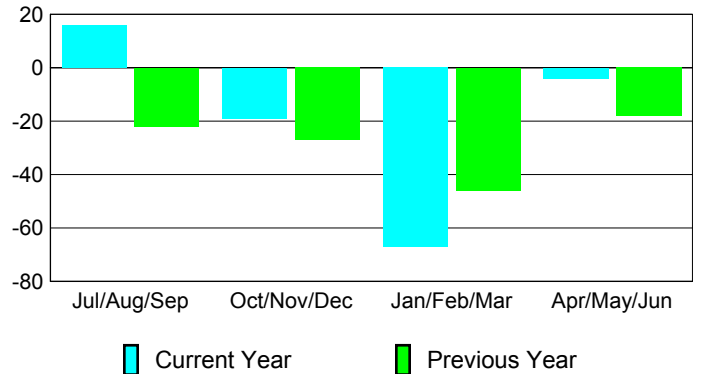
Membership Results 2009-2010

Goal, New, Dropped, Gain/Loss

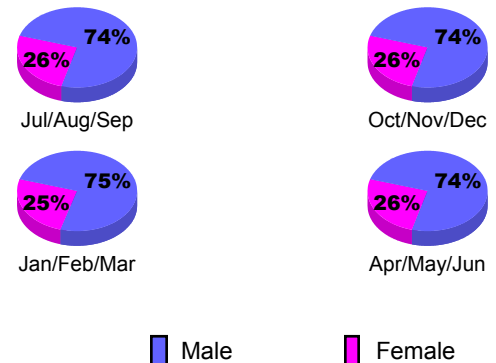


Comparison of Membership Gain/Loss

Current Year Compared to the Previous Year



Gender Comparison 2009-2010





2009-2010 GMT Quarterly Report for District (or Undistricted) **District 31 A**

GMT: CARL HARRELL

Location: NORTH CAROLINA

GMT CA: 1

CLUBS

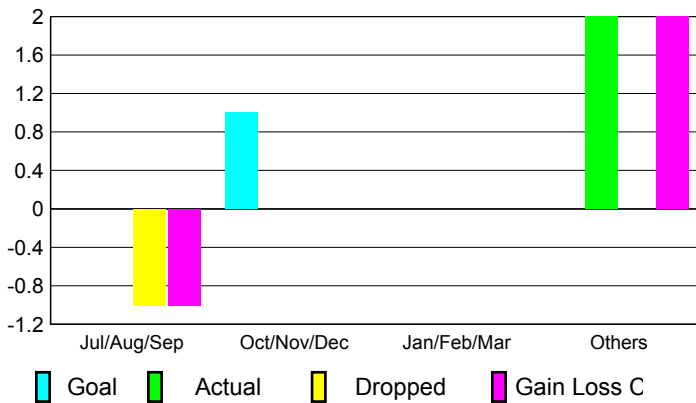
Club Results
2009-2010

Clubs
2008-2009

Month	New Club Goal	Actual New Clubs	Actual Dropped Clubs	Gain/Loss of Clubs	Gain/Loss of Clubs
Jul/Aug/Sep	0	0	-1	-1	0
Oct/Nov/Dec	1	0	0	0	0
Jan/Feb/Mar	0	0	0	0	0
Apr/May/June	0	2	0	2	0
Totals	1	2	-1	1	0


Club Results 2009-2010

Goal, New, Dropped, Gain/Loss



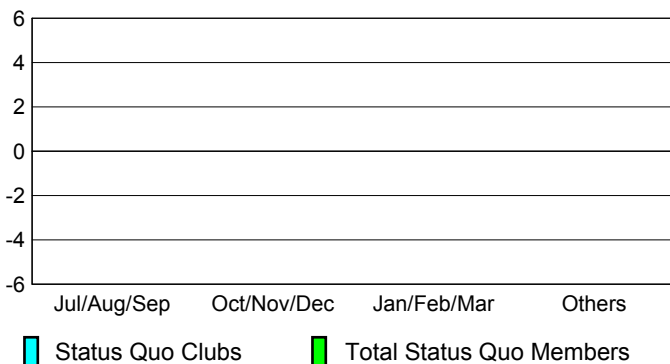
Comparison of Club Gain/Loss

Current Year Compared to the Previous Year



YTD Status Quo Clubs 2009-2010

Status Quo Clubs Compared to Status Quo Members



MEMBERSHIP

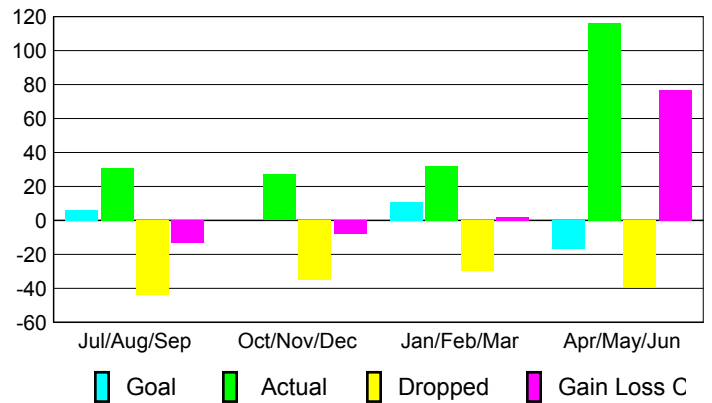
Membership Results
2009-2010

Membership
2008-2009

Month	Net Memb Goal	Actual New Memb	Actual Dropped Memb	Gain/Loss of Memb	Gain/Loss of Memb
Jul/Aug/Sep	6	31	-44	-13	-28
Oct/Nov/Dec	0	27	-35	-8	-27
Jan/Feb/Mar	11	32	-30	2	-5
Apr/May/June	-17	116	-39	77	-37
Totals	0	206	-148	58	-97

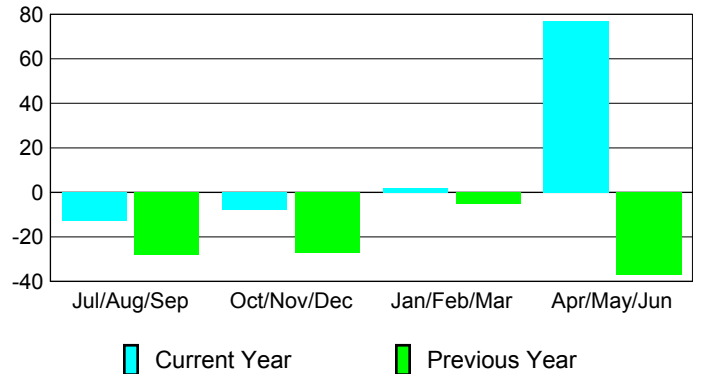
Membership Results 2009-2010

Goal, New, Dropped, Gain/Loss

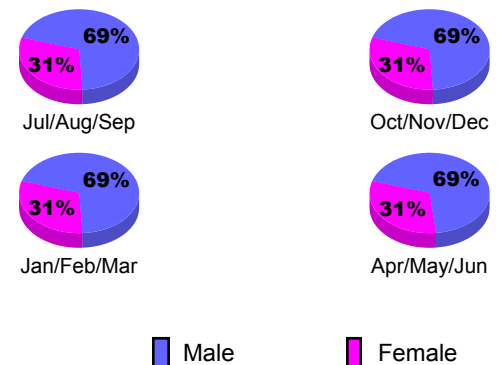


Comparison of Membership Gain/Loss

Current Year Compared to the Previous Year



Gender Comparison 2009-2010





2009-2010 GMT Quarterly Report for District (or Undistricted) **District 31 B**

GMT: **CARL HARRELL**

Location: **NORTH CAROLINA**

GMT CA: **1**

CLUBS

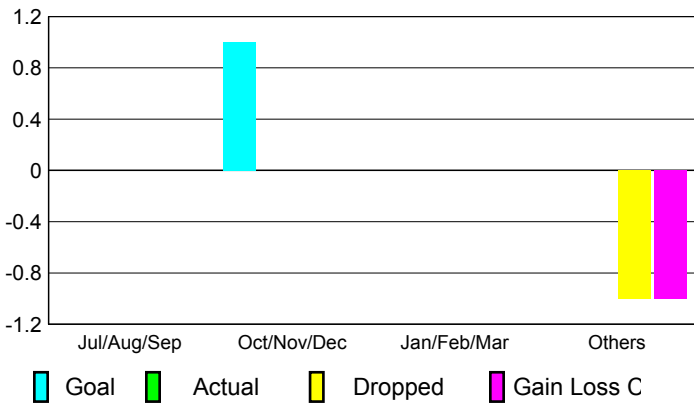
Club Results
2009-2010

Clubs
2008-2009

Month	New Club Goal	Actual New Clubs	Actual Dropped Clubs	Gain/Loss of Clubs	Gain/Loss of Clubs
Jul/Aug/Sep	0	0	0	0	0
Oct/Nov/Dec	1	0	0	0	0
Jan/Feb/Mar	0	0	0	0	0
Apr/May/June	0	0	-1	-1	0
Totals	1	0	-1	-1	0


Club Results 2009-2010

Goal, New, Dropped, Gain/Loss



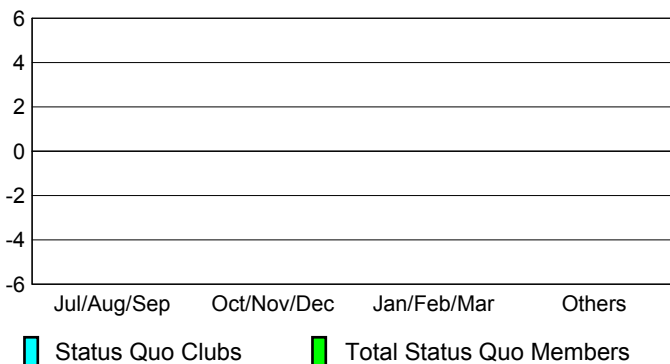
Comparison of Club Gain/Loss

Current Year Compared to the Previous Year



YTD Status Quo Clubs 2009-2010

Status Quo Clubs Compared to Status Quo Members



MEMBERSHIP

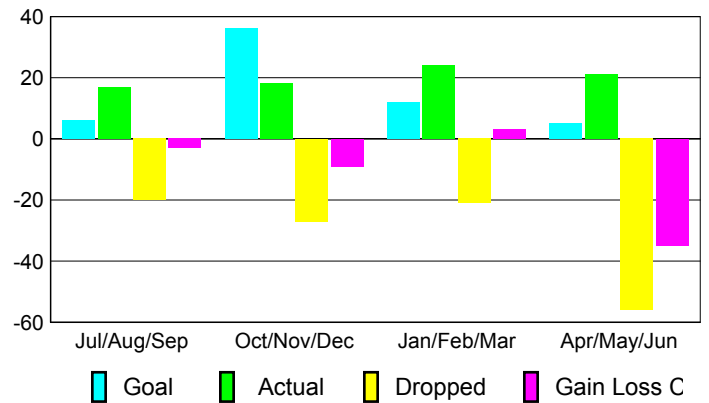
Membership Results
2009-2010

Membership
2008-2009

Month	Net Memb Goal	Actual New Memb	Actual Dropped Memb	Gain/Loss of Memb	Gain/Loss of Memb
Jul/Aug/Sep	6	17	-20	-3	-11
Oct/Nov/Dec	36	18	-27	-9	3
Jan/Feb/Mar	12	24	-21	3	-18
Apr/May/June	5	21	-56	-35	-22
Totals	59	80	-124	-44	-48

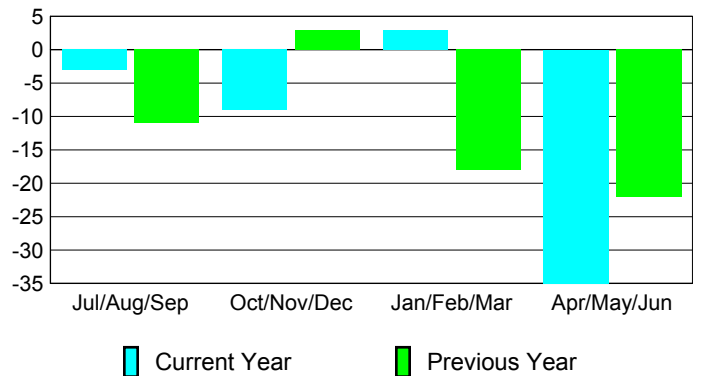
Membership Results 2009-2010

Goal, New, Dropped, Gain/Loss

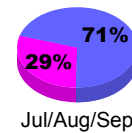


Comparison of Membership Gain/Loss

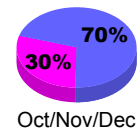
Current Year Compared to the Previous Year



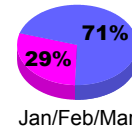
Gender Comparison 2009-2010



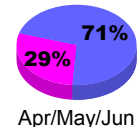
Jul/Aug/Sep



Oct/Nov/Dec



Jan/Feb/Mar



Apr/May/June

Male

Female



2009-2010 GMT Quarterly Report for District (or Undistricted) **District 31 D**

GMT: CARL HARRELL

Location: NORTH CAROLINA

GMT CA: 1

CLUBS

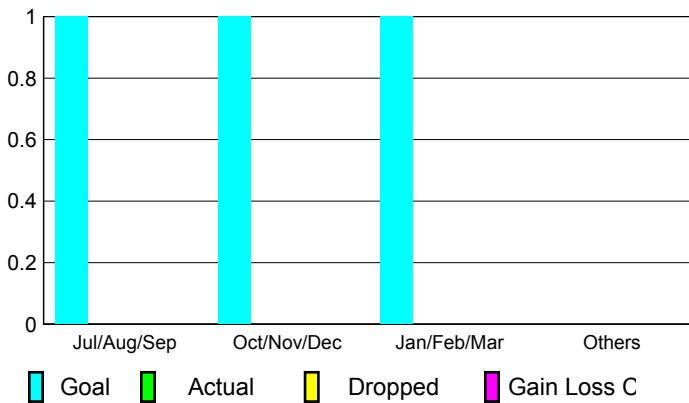
**Club Results
2009-2010**

**Clubs
2008-2009**

Month	New Club Goal	Actual New Clubs	Actual Dropped Clubs	Gain/Loss of Clubs	Gain/Loss of Clubs
Jul/Aug/Sep	1	0	0	0	0
Oct/Nov/Dec	1	0	0	0	0
Jan/Feb/Mar	1	0	0	0	0
Apr/May/June	0	0	0	0	0
Totals	3	0	0	0	0


Club Results 2009-2010

Goal, New, Dropped, Gain/Loss



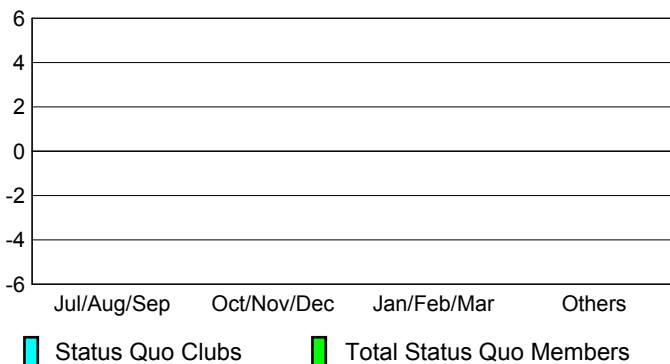
Comparison of Club Gain/Loss

Current Year Compared to the Previous Year



YTD Status Quo Clubs 2009-2010

Status Quo Clubs Compared to Status Quo Members



MEMBERSHIP

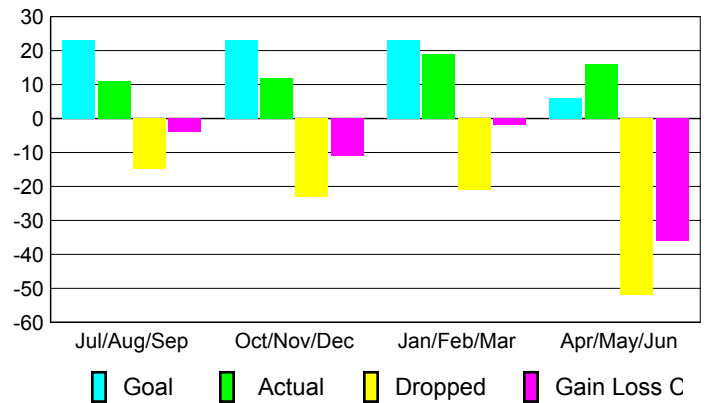
**Membership Results
2009-2010**

**Membership
2008-2009**

Month	Net Memb Goal	Actual New Memb	Actual Dropped Memb	Gain/Loss of Memb	Gain/Loss of Memb
Jul/Aug/Sep	23	11	-15	-4	5
Oct/Nov/Dec	23	12	-23	-11	8
Jan/Feb/Mar	23	19	-21	-2	-6
Apr/May/June	6	16	-52	-36	-15
Totals	75	58	-111	-53	-8

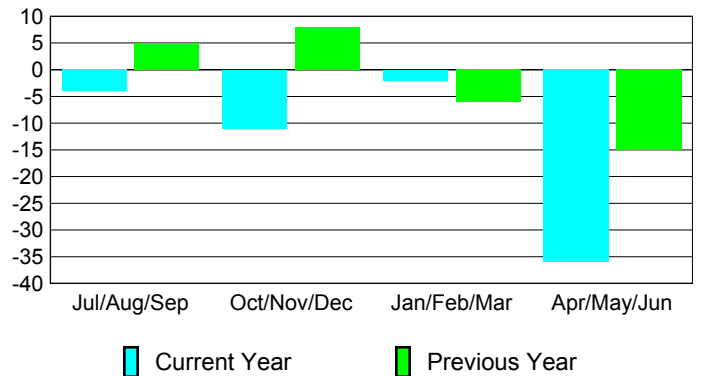
Membership Results 2009-2010

Goal, New, Dropped, Gain/Loss

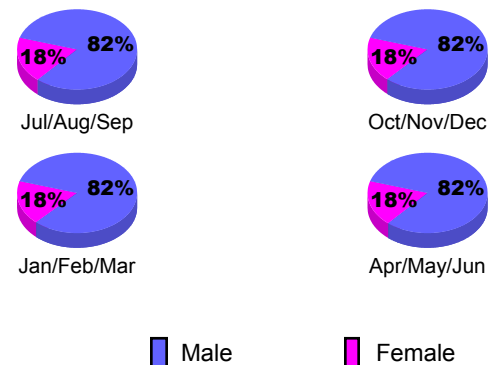


Comparison of Membership Gain/Loss

Current Year Compared to the Previous Year



Gender Comparison 2009-2010





2009-2010 GMT Quarterly Report for District (or Undistricted) **District 31 E**

GMT: CARL HARRELL

Location: NORTH CAROLINA

GMT CA: 1

CLUBS

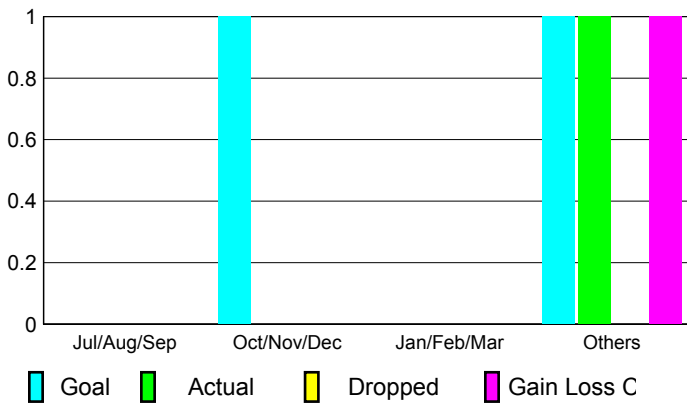
**Club Results
2009-2010**

**Clubs
2008-2009**

Month	New Club Goal	Actual New Clubs	Actual Dropped Clubs	Gain/Loss of Clubs	Gain/Loss of Clubs
Jul/Aug/Sep	0	0	0	0	0
Oct/Nov/Dec	1	0	0	0	1
Jan/Feb/Mar	0	0	0	0	0
Apr/May/June	1	1	0	1	0
Totals	2	1	0	1	1

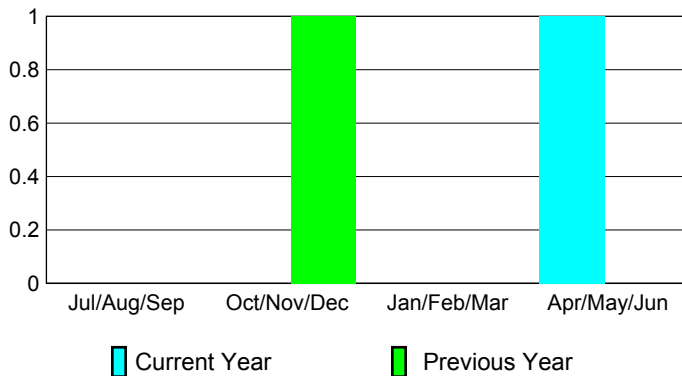
Club Results 2009-2010

Goal, New, Dropped, Gain/Loss



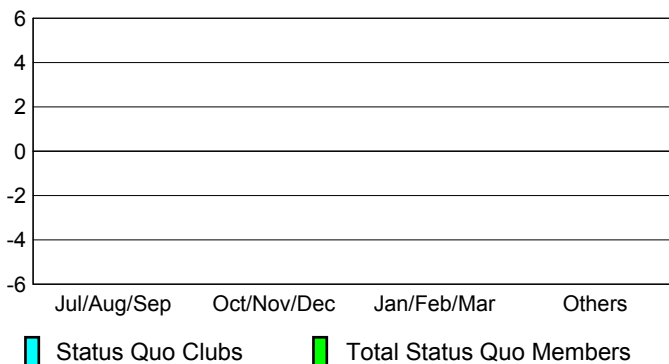
Comparison of Club Gain/Loss

Current Year Compared to the Previous Year



YTD Status Quo Clubs 2009-2010

Status Quo Clubs Compared to Status Quo Members



MEMBERSHIP

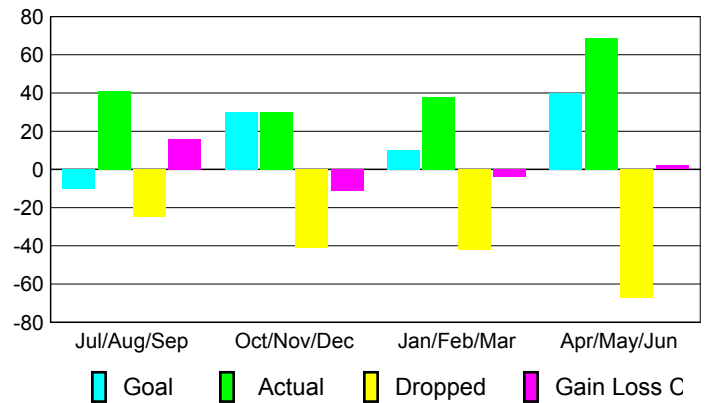
**Membership Results
2009-2010**

**Membership
2008-2009**

Month	Net Memb Goal	Actual New Memb	Actual Dropped Memb	Gain/Loss of Memb	Gain/Loss of Memb
Jul/Aug/Sep	-10	41	-25	16	-12
Oct/Nov/Dec	30	30	-41	-11	13
Jan/Feb/Mar	10	38	-42	-4	6
Apr/May/June	40	69	-67	2	-32
Totals	70	178	-175	3	-25

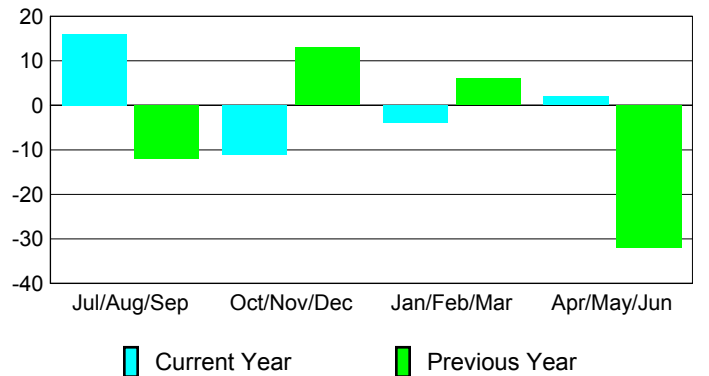
Membership Results 2009-2010

Goal, New, Dropped, Gain/Loss

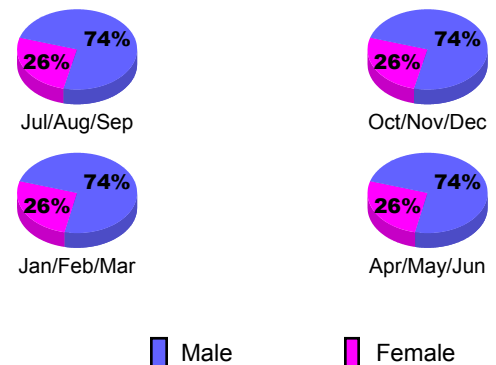


Comparison of Membership Gain/Loss

Current Year Compared to the Previous Year



Gender Comparison 2009-2010





2009-2010 GMT Quarterly Report for District (or Undistricted) **District 31 F**

GMT: **CARL HARRELL**

Location: **NORTH CAROLINA**

GMT CA: **1**

CLUBS

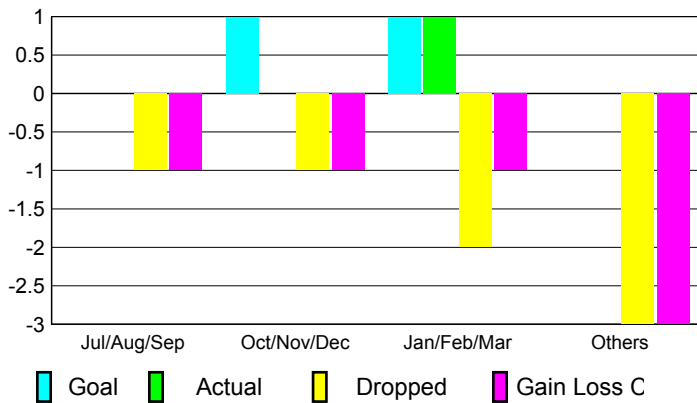
Club Results
2009-2010

Clubs
2008-2009

Month	New Club Goal	Actual New Clubs	Actual Dropped Clubs	Gain/Loss of Clubs	Gain/Loss of Clubs
Jul/Aug/Sep	0	0	-1	-1	0
Oct/Nov/Dec	1	0	-1	-1	0
Jan/Feb/Mar	1	1	-2	-1	0
Apr/May/June	0	0	-3	-3	3
Totals	2	1	-7	-6	3

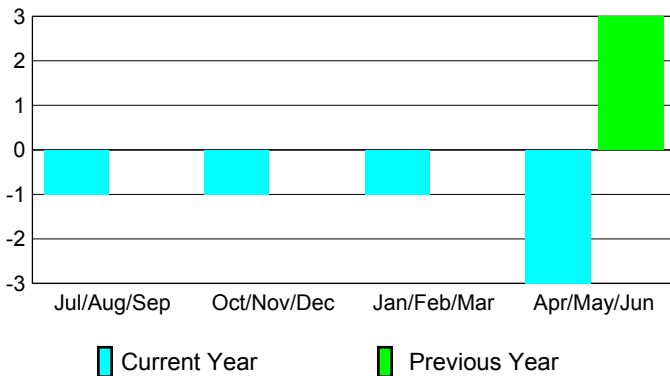
Club Results 2009-2010

Goal, New, Dropped, Gain/Loss



Comparison of Club Gain/Loss

Current Year Compared to the Previous Year



YTD Status Quo Clubs 2009-2010

Status Quo Clubs Compared to Status Quo Members



MEMBERSHIP

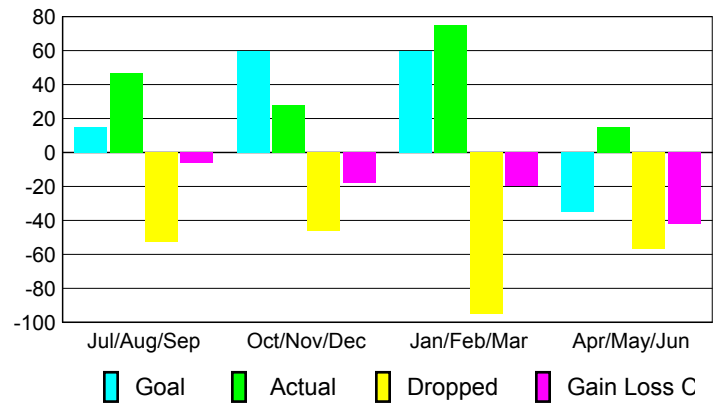
Membership Results
2009-2010

Membership
2008-2009

Month	Net Memb Goal	Actual New Memb	Actual Dropped Memb	Gain/Loss of Memb	Gain/Loss of Memb
Jul/Aug/Sep	15	47	-53	-6	-47
Oct/Nov/Dec	60	28	-46	-18	-18
Jan/Feb/Mar	60	75	-95	-20	2
Apr/May/June	-35	15	-57	-42	66
Totals	100	165	-251	-86	3

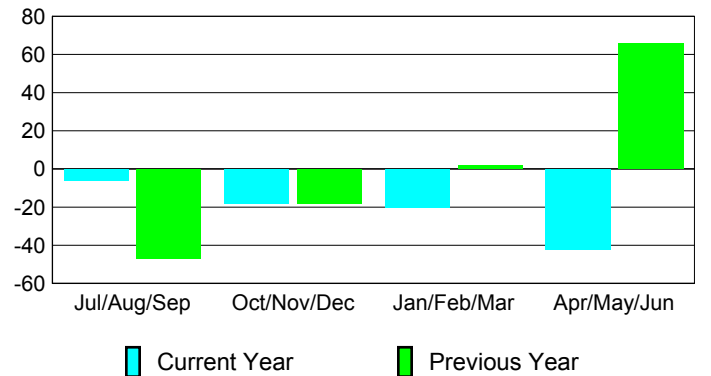
Membership Results 2009-2010

Goal, New, Dropped, Gain/Loss

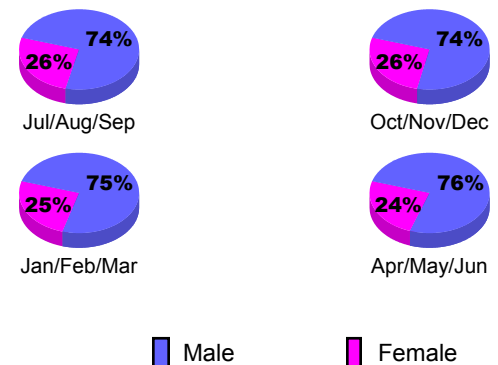


Comparison of Membership Gain/Loss

Current Year Compared to the Previous Year



Gender Comparison 2009-2010





2009-2010 GMT Quarterly Report for District (or Undistricted) **District 31 G**

GMT: CARL HARRELL

Location: NORTH CAROLINA

GMT CA: 1

CLUBS

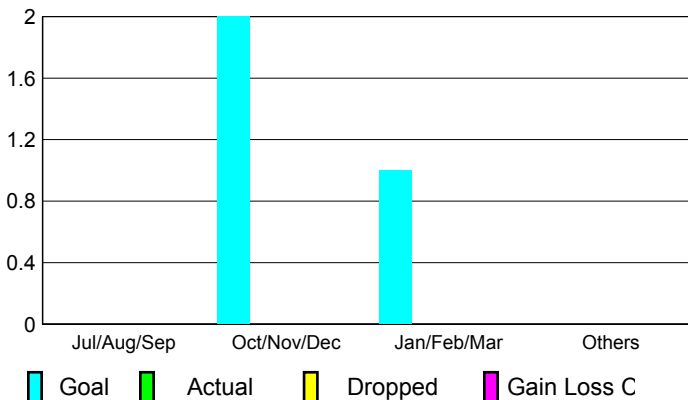
Club Results
2009-2010

Clubs
2008-2009

Month	New Club Goal	Actual New Clubs	Actual Dropped Clubs	Gain/Loss of Clubs	Gain/Loss of Clubs
Jul/Aug/Sep	0	0	0	0	1
Oct/Nov/Dec	2	0	0	0	0
Jan/Feb/Mar	1	0	0	0	0
Apr/May/June	0	0	0	0	1
Totals	3	0	0	0	2

Club Results 2009-2010

Goal, New, Dropped, Gain/Loss



MEMBERSHIP

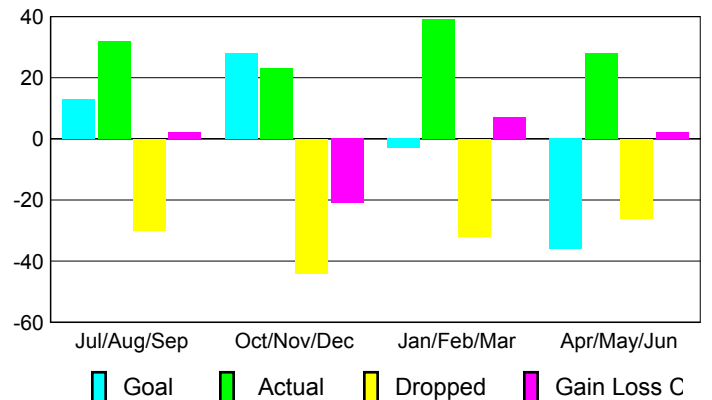
Membership Results
2009-2010

Membership
2008-2009

Month	Net Memb Goal	Actual New Memb	Actual Dropped Memb	Gain/Loss of Memb	Gain/Loss of Memb
Jul/Aug/Sep	13	32	-30	2	21
Oct/Nov/Dec	28	23	-44	-21	5
Jan/Feb/Mar	-3	39	-32	7	-9
Apr/May/June	-36	28	-26	2	7
Totals	2	122	-132	-10	24

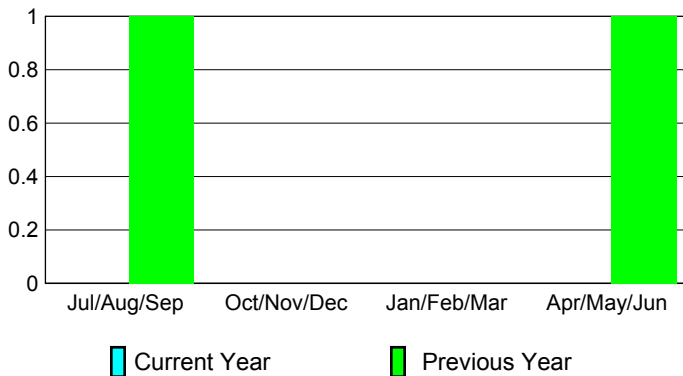
Membership Results 2009-2010

Goal, New, Dropped, Gain/Loss



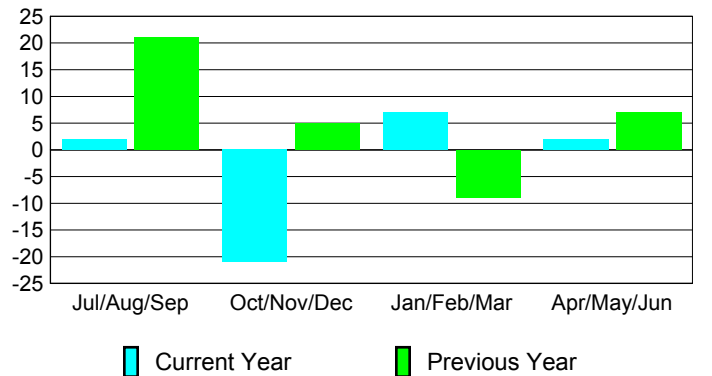
Comparison of Club Gain/Loss

Current Year Compared to the Previous Year



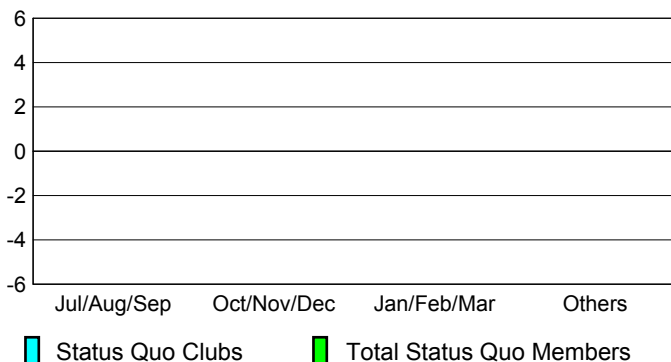
Comparison of Membership Gain/Loss

Current Year Compared to the Previous Year

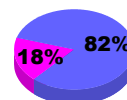


YTD Status Quo Clubs 2009-2010

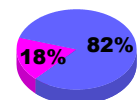
Status Quo Clubs Compared to Status Quo Members



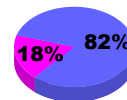
Gender Comparison 2009-2010



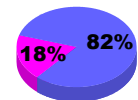
Jul/Aug/Sep



Oct/Nov/Dec



Jan/Feb/Mar



Apr/May/June

■ Male

■ Female



2009-2010 GMT Quarterly Report for District (or Undistricted) **District 31 H**

GMT: **CARL HARRELL**

Location: **NORTH CAROLINA**

GMT CA: **1**

CLUBS

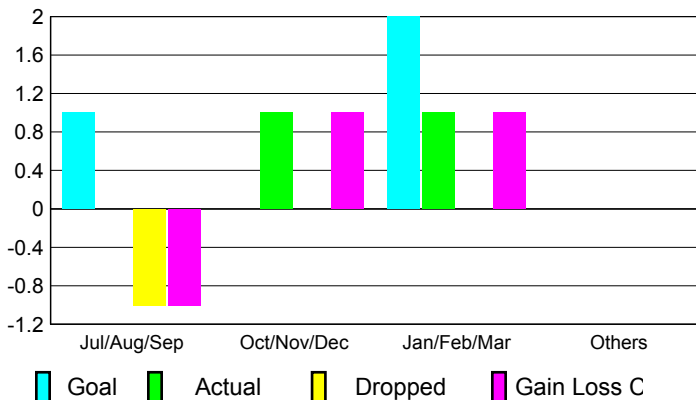
Club Results
2009-2010

Clubs
2008-2009

Month	New Club Goal	Actual New Clubs	Actual Dropped Clubs	Gain/Loss of Clubs	Gain/Loss of Clubs
Jul/Aug/Sep	1	0	-1	-1	0
Oct/Nov/Dec	0	1	0	1	0
Jan/Feb/Mar	2	1	0	1	1
Apr/May/June	0	0	0	0	1
Totals	3	2	-1	1	2

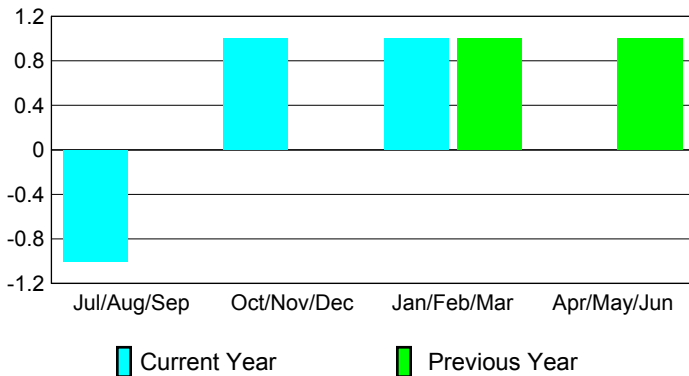
Club Results 2009-2010

Goal, New, Dropped, Gain/Loss



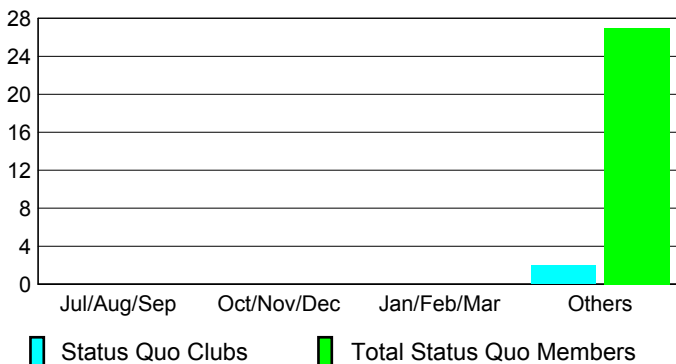
Comparison of Club Gain/Loss

Current Year Compared to the Previous Year



YTD Status Quo Clubs 2009-2010

Status Quo Clubs Compared to Status Quo Members



MEMBERSHIP

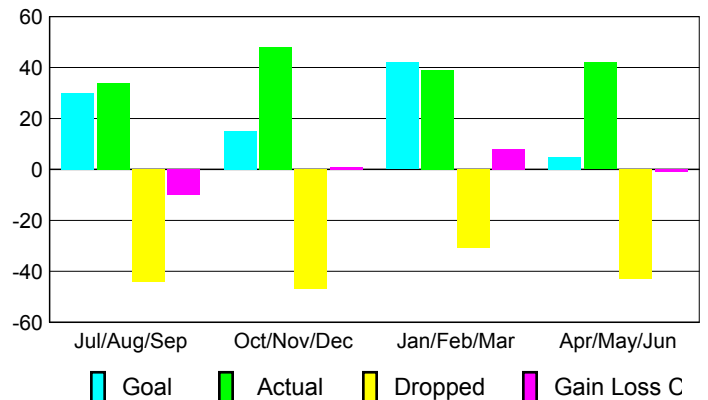
Membership Results
2009-2010

Membership
2008-2009

Month	Net Memb Goal	Actual New Memb	Actual Dropped Memb	Gain/Loss of Memb	Gain/Loss of Memb
Jul/Aug/Sep	30	34	-44	-10	-1
Oct/Nov/Dec	15	48	-47	1	-14
Jan/Feb/Mar	42	39	-31	8	33
Apr/May/June	5	42	-43	-1	21
Totals	92	163	-165	-2	39

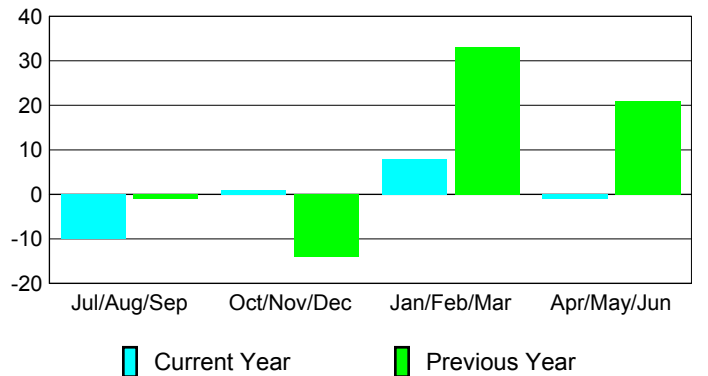
Membership Results 2009-2010

Goal, New, Dropped, Gain/Loss

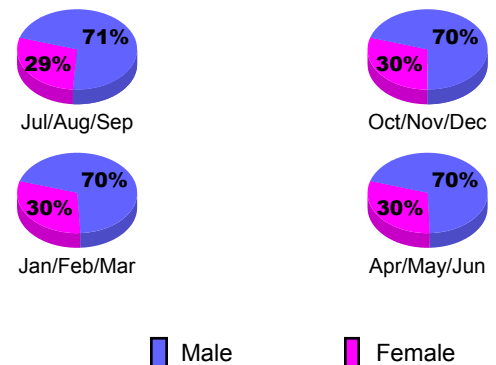


Comparison of Membership Gain/Loss

Current Year Compared to the Previous Year



Gender Comparison 2009-2010





2009-2010 GMT Quarterly Report for District (or Undistricted) **District 31 J**

GMT: **CARL HARRELL**

Location: **NORTH CAROLINA**

GMT CA: **1**

CLUBS

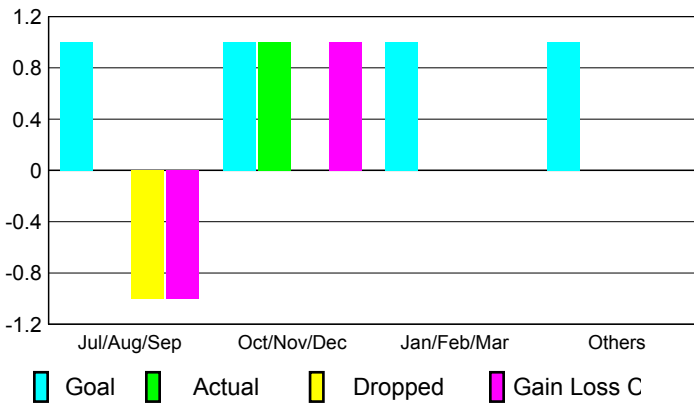
Club Results
2009-2010

Clubs
2008-2009

Month	New Club Goal	Actual New Clubs	Actual Dropped Clubs	Gain/Loss of Clubs	Gain/Loss of Clubs
Jul/Aug/Sep	1	0	-1	-1	0
Oct/Nov/Dec	1	1	0	1	0
Jan/Feb/Mar	1	0	0	0	0
Apr/May/June	1	0	0	0	0
Totals	4	1	-1	0	0

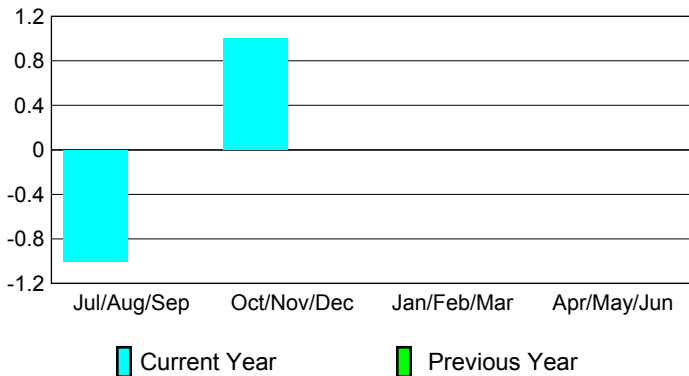
Club Results 2009-2010

Goal, New, Dropped, Gain/Loss



Comparison of Club Gain/Loss

Current Year Compared to the Previous Year



YTD Status Quo Clubs 2009-2010

Status Quo Clubs Compared to Status Quo Members



MEMBERSHIP

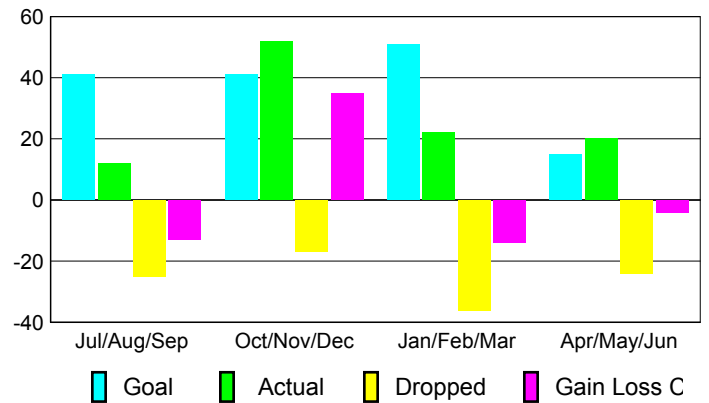
Membership Results
2009-2010

Membership
2008-2009

Month	Net Memb Goal	Actual New Memb	Actual Dropped Memb	Gain/Loss of Memb	Gain/Loss of Memb
Jul/Aug/Sep	41	12	-25	-13	-7
Oct/Nov/Dec	41	52	-17	35	-8
Jan/Feb/Mar	51	22	-36	-14	-12
Apr/May/June	15	20	-24	-4	-8
Totals	148	106	-102	4	-35

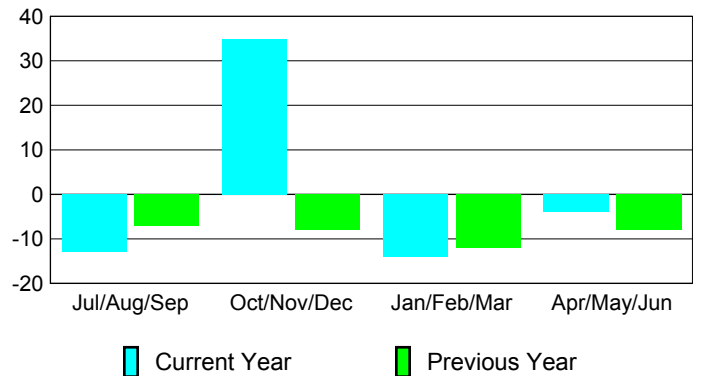
Membership Results 2009-2010

Goal, New, Dropped, Gain/Loss

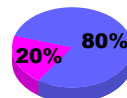


Comparison of Membership Gain/Loss

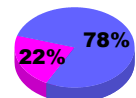
Current Year Compared to the Previous Year



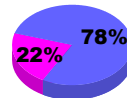
Gender Comparison 2009-2010



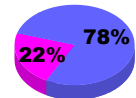
Jul/Aug/Sep



Oct/Nov/Dec



Jan/Feb/Mar



Apr/May/June

Male

Female



2009-2010 GMT Quarterly Report for District (or Undistricted) **District 32 A**

GMT: CARL HARRELL

Location: SOUTH CAROLINA

GMT CA: 1

CLUBS

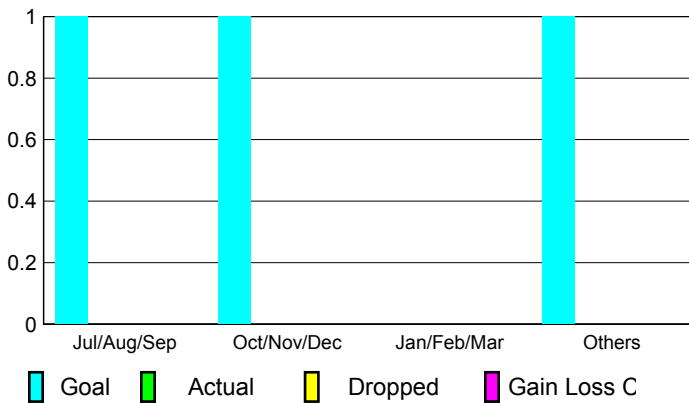
Club Results
2009-2010

Clubs
2008-2009

Month	New Club Goal	Actual New Clubs	Actual Dropped Clubs	Gain/Loss of Clubs	Gain/Loss of Clubs
Jul/Aug/Sep	1	0	0	0	2
Oct/Nov/Dec	1	0	0	0	0
Jan/Feb/Mar	0	0	0	0	0
Apr/May/June	1	0	0	0	1
Totals	3	0	0	0	3

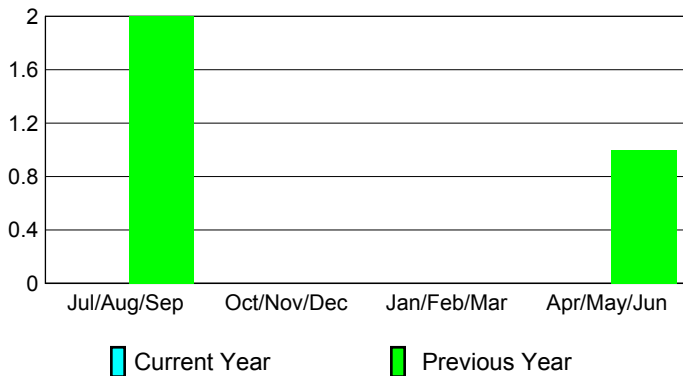
Club Results 2009-2010

Goal, New, Dropped, Gain/Loss



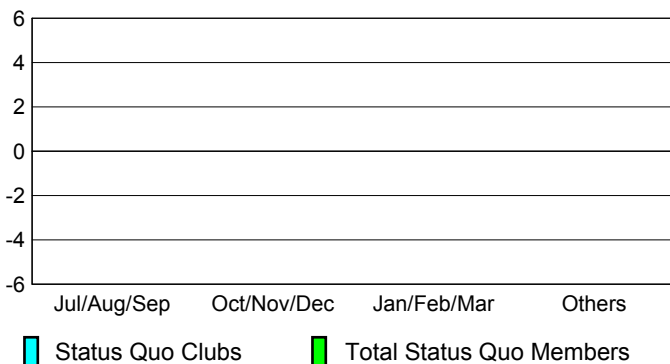
Comparison of Club Gain/Loss

Current Year Compared to the Previous Year



YTD Status Quo Clubs 2009-2010

Status Quo Clubs Compared to Status Quo Members



MEMBERSHIP

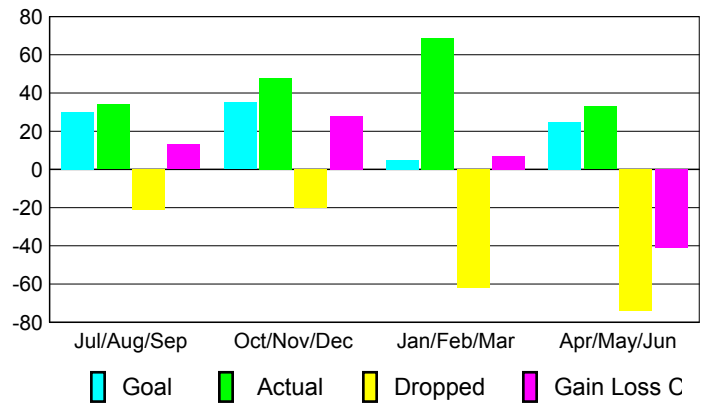
Membership Results
2009-2010

Membership
2008-2009

Month	Net Memb Goal	Actual New Memb	Actual Dropped Memb	Gain/Loss of Memb	Gain/Loss of Memb
Jul/Aug/Sep	30	34	-21	13	35
Oct/Nov/Dec	35	48	-20	28	-15
Jan/Feb/Mar	5	69	-62	7	-1
Apr/May/June	25	33	-74	-41	-2
Totals	95	184	-177	7	17

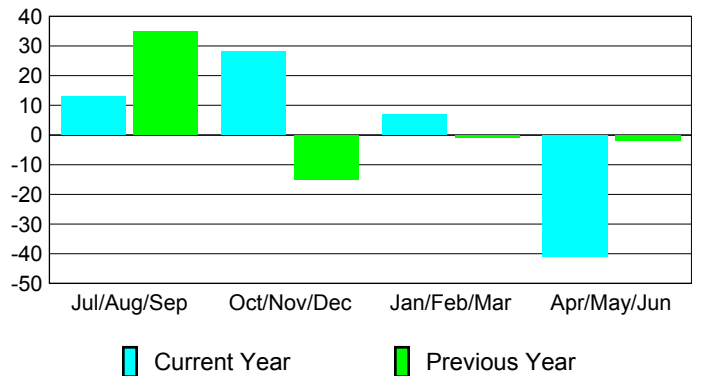
Membership Results 2009-2010

Goal, New, Dropped, Gain/Loss

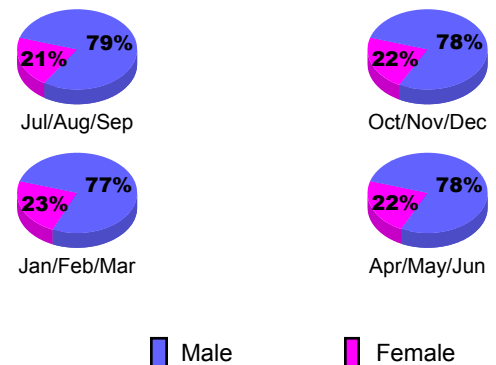


Comparison of Membership Gain/Loss

Current Year Compared to the Previous Year



Gender Comparison 2009-2010





2009-2010 GMT Quarterly Report for District (or Undistricted) **District 32 B**

GMT: **CARL HARRELL**

Location: **SOUTH CAROLINA**

GMT CA: **1**

CLUBS

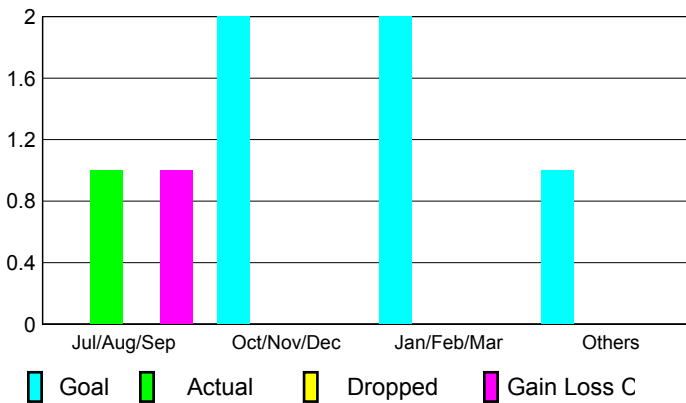
Club Results
2009-2010

Clubs
2008-2009

Month	New Club Goal	Actual New Clubs	Actual Dropped Clubs	Gain/Loss of Clubs	Gain/Loss of Clubs
Jul/Aug/Sep	0	1	0	1	0
Oct/Nov/Dec	2	0	0	0	0
Jan/Feb/Mar	2	0	0	0	0
Apr/May/June	1	0	0	0	1
Totals	5	1	0	1	1


Club Results 2009-2010

Goal, New, Dropped, Gain/Loss



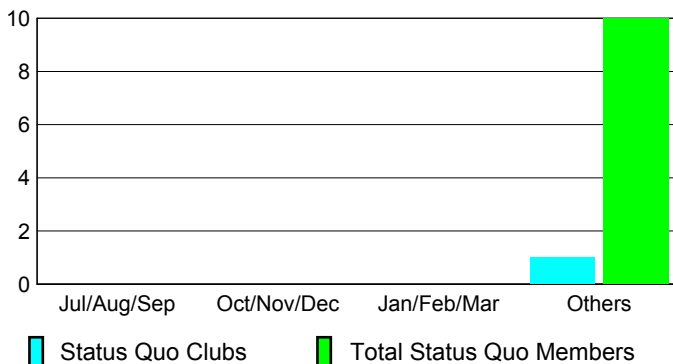
Comparison of Club Gain/Loss

Current Year Compared to the Previous Year



YTD Status Quo Clubs 2009-2010

Status Quo Clubs Compared to Status Quo Members



MEMBERSHIP

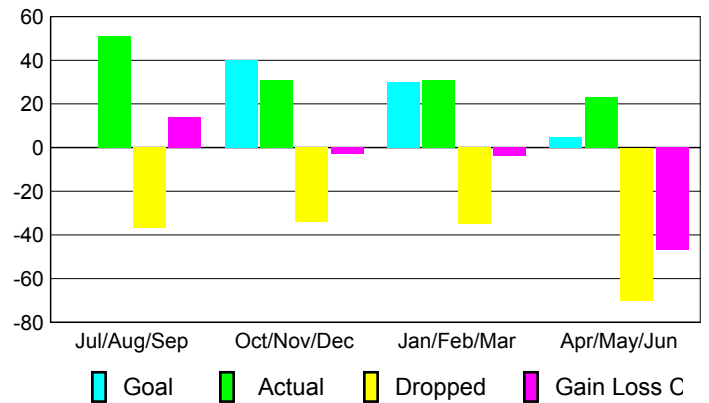
Membership Results
2009-2010

Membership
2008-2009

Month	Net Memb Goal	Actual New Memb	Actual Dropped Memb	Gain/Loss of Memb	Gain/Loss of Memb
Jul/Aug/Sep	0	51	-37	14	18
Oct/Nov/Dec	40	31	-34	-3	-6
Jan/Feb/Mar	30	31	-35	-4	-1
Apr/May/June	5	23	-70	-47	20
Totals	75	136	-176	-40	31

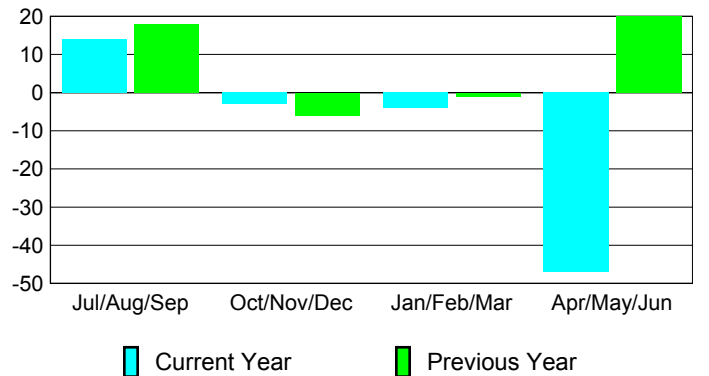
Membership Results 2009-2010

Goal, New, Dropped, Gain/Loss

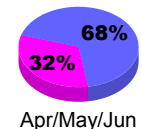
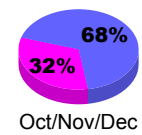
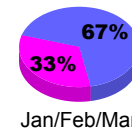
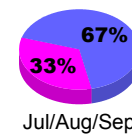


Comparison of Membership Gain/Loss

Current Year Compared to the Previous Year



Gender Comparison 2009-2010



Male

Female



2009-2010 GMT Quarterly Report for District (or Undistricted) **District 32 C**

GMT: **CARL HARRELL**

Location: **SOUTH CAROLINA**

GMT CA: **1**

CLUBS

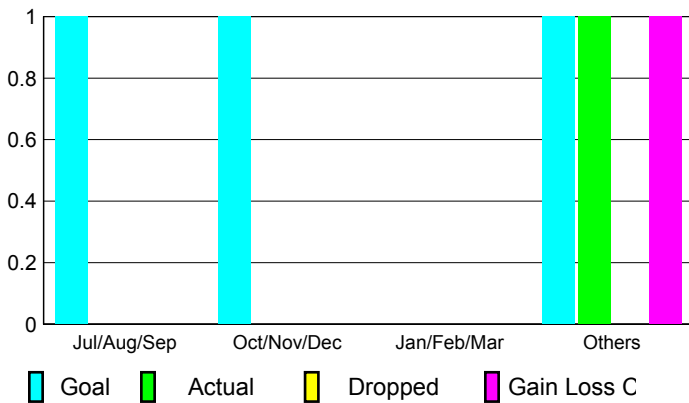
Club Results 2009-2010

Clubs 2008-2009

Month	New Club Goal	Actual New Clubs	Actual Dropped Clubs	Gain/Loss of Clubs	Gain/Loss of Clubs
Jul/Aug/Sep	1	0	0	0	0
Oct/Nov/Dec	1	0	0	0	0
Jan/Feb/Mar	0	0	0	0	0
Apr/May/June	1	1	0	1	0
Totals	3	1	0	1	0

Club Results 2009-2010

Goal, New, Dropped, Gain/Loss



MEMBERSHIP

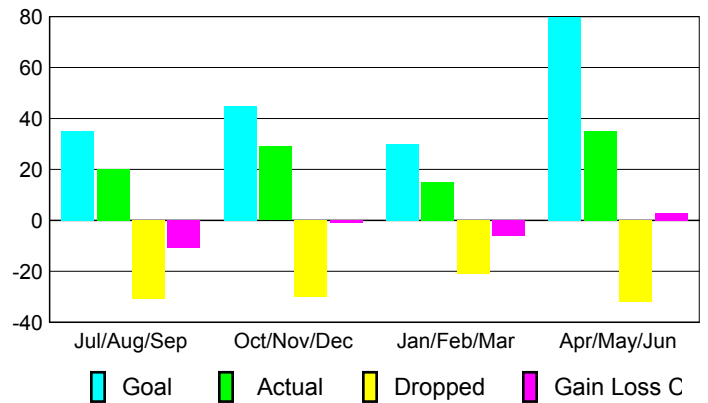
Membership Results 2009-2010

Membership 2008-2009

Month	Net Memb Goal	Actual New Memb	Actual Dropped Memb	Gain/Loss of Memb	Gain/Loss of Memb
Jul/Aug/Sep	35	20	-31	-11	-10
Oct/Nov/Dec	45	29	-30	-1	-4
Jan/Feb/Mar	30	15	-21	-6	-15
Apr/May/June	80	35	-32	3	-10
Totals	190	99	-114	-15	-39


Membership Results 2009-2010

Goal, New, Dropped, Gain/Loss



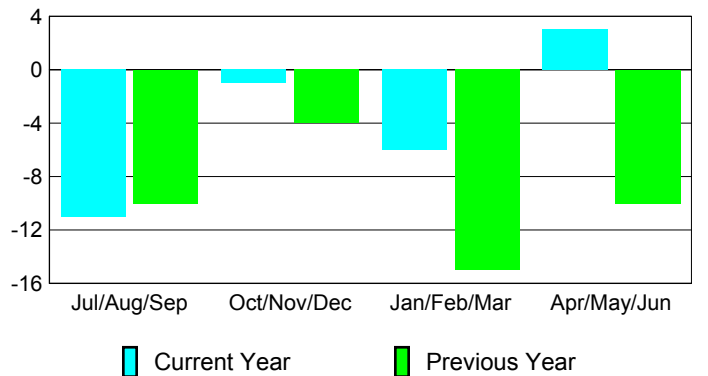
Comparison of Club Gain/Loss

Current Year Compared to the Previous Year



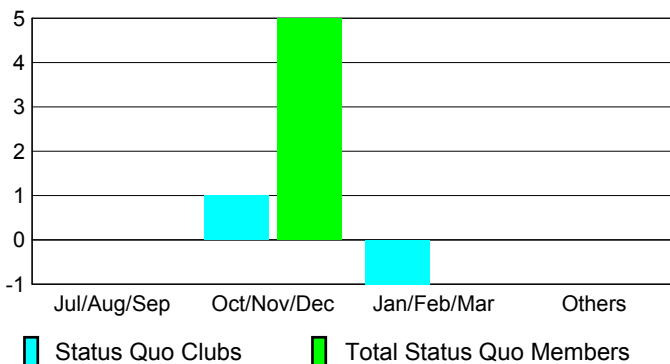
Comparison of Membership Gain/Loss

Current Year Compared to the Previous Year

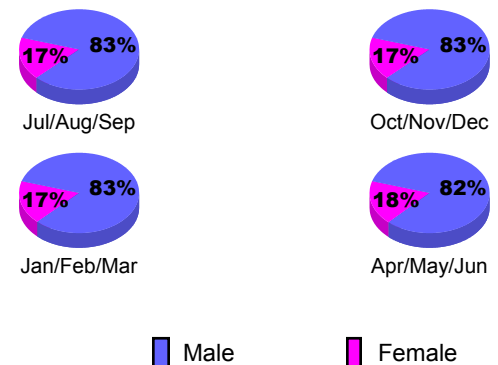


YTD Status Quo Clubs 2009-2010

Status Quo Clubs Compared to Status Quo Members



Gender Comparison 2009-2010





2009-2010 GMT Quarterly Report for District (or Undistricted) **District 32 D**

GMT: **CARL HARRELL**

Location: **SOUTH CAROLINA**

GMT CA: **1**

CLUBS

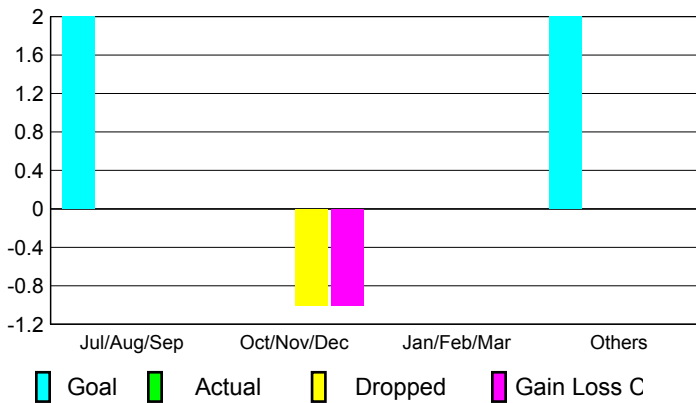
Club Results
2009-2010

Clubs
2008-2009

Month	New Club Goal	Actual New Clubs	Actual Dropped Clubs	Gain/Loss of Clubs	Gain/Loss of Clubs
Jul/Aug/Sep	2	0	0	0	0
Oct/Nov/Dec	0	0	-1	-1	0
Jan/Feb/Mar	0	0	0	0	0
Apr/May/June	2	0	0	0	2
Totals	4	0	-1	-1	2

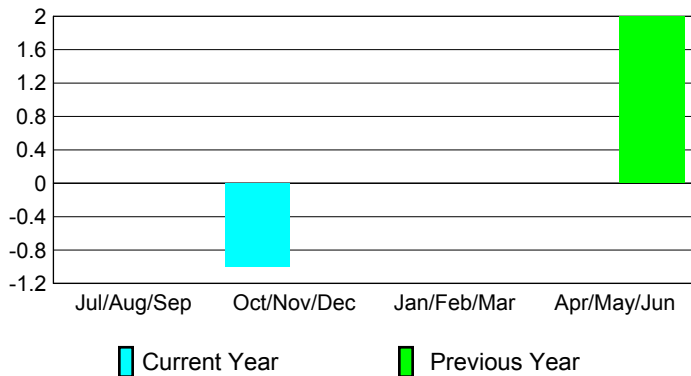
Club Results 2009-2010

Goal, New, Dropped, Gain/Loss



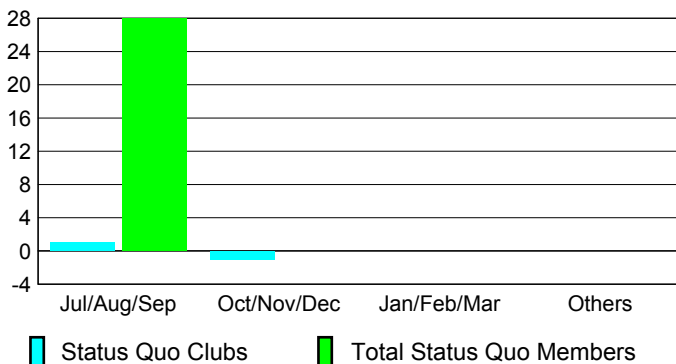
Comparison of Club Gain/Loss

Current Year Compared to the Previous Year



YTD Status Quo Clubs 2009-2010

Status Quo Clubs Compared to Status Quo Members



MEMBERSHIP

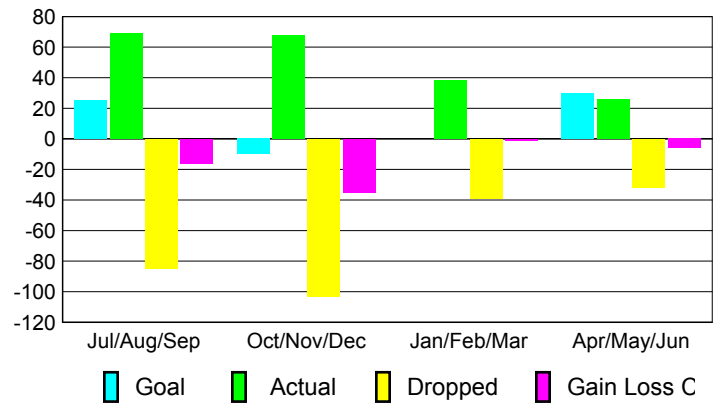
Membership Results
2009-2010

Membership
2008-2009

Month	Net Memb Goal	Actual New Memb	Actual Dropped Memb	Gain/Loss of Memb	Gain/Loss of Memb
Jul/Aug/Sep	25	69	-85	-16	-4
Oct/Nov/Dec	-10	68	-103	-35	-5
Jan/Feb/Mar	0	38	-39	-1	-38
Apr/May/June	30	26	-32	-6	51
Totals	45	201	-259	-58	4

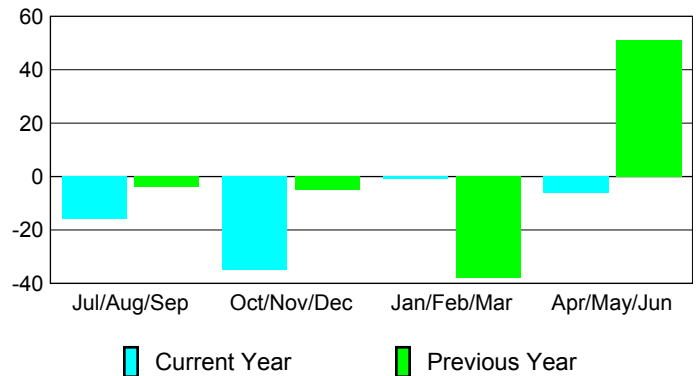
Membership Results 2009-2010

Goal, New, Dropped, Gain/Loss

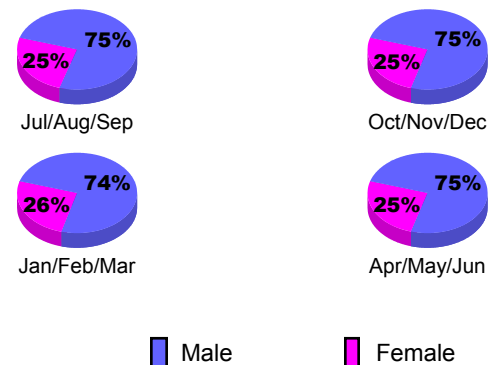


Comparison of Membership Gain/Loss

Current Year Compared to the Previous Year



Gender Comparison 2009-2010





2009-2010 GMT Quarterly Report for District (or Undistricted) **District 34 A**

GMT: **CARL HARRELL**

Location: **ALABAMA**

GMT CA: **1**

CLUBS

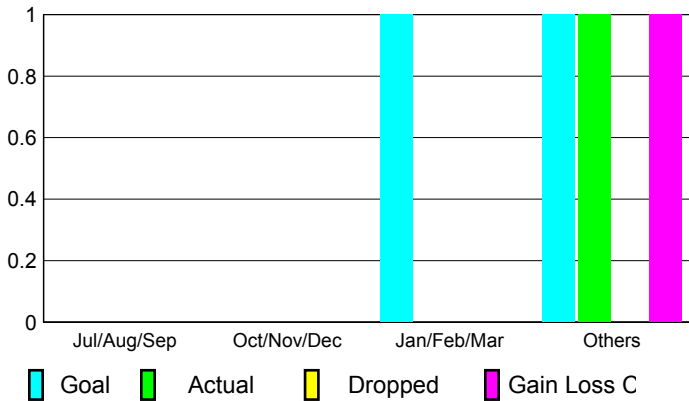
**Club Results
2009-2010**

**Clubs
2008-2009**

Month	New Club Goal	Actual New Clubs	Actual Dropped Clubs	Gain/Loss of Clubs	Gain/Loss of Clubs
Jul/Aug/Sep	0	0	0	0	0
Oct/Nov/Dec	0	0	0	0	0
Jan/Feb/Mar	1	0	0	0	1
Apr/May/Jun	1	1	0	1	0
Totals	2	1	0	1	1

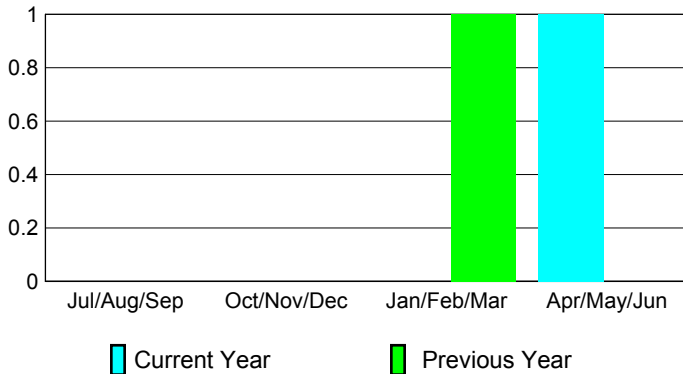
Club Results 2009-2010

Goal, New, Dropped, Gain/Loss



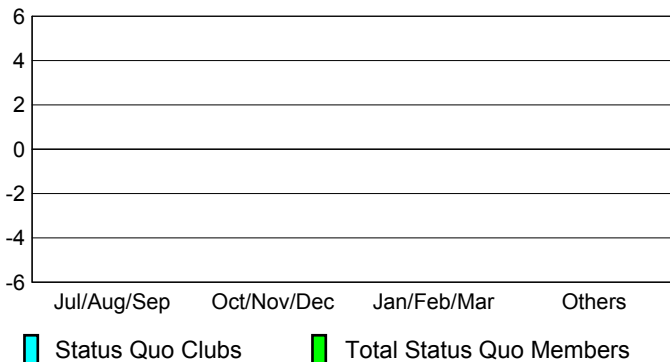
Comparison of Club Gain/Loss

Current Year Compared to the Previous Year



YTD Status Quo Clubs 2009-2010

Status Quo Clubs Compared to Status Quo Members



MEMBERSHIP

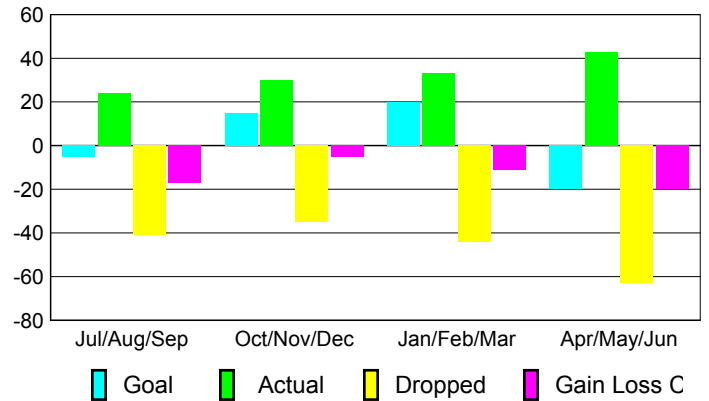
**Membership Results
2009-2010**

**Membership
2008-2009**

Month	Net Memb Goal	Actual New Memb	Actual Dropped Memb	Gain/Loss of Memb	Gain/Loss of Memb
Jul/Aug/Sep	-5	24	-41	-17	-2
Oct/Nov/Dec	15	30	-35	-5	30
Jan/Feb/Mar	20	33	-44	-11	19
Apr/May/Jun	-20	43	-63	-20	-23
Totals	10	130	-183	-53	24

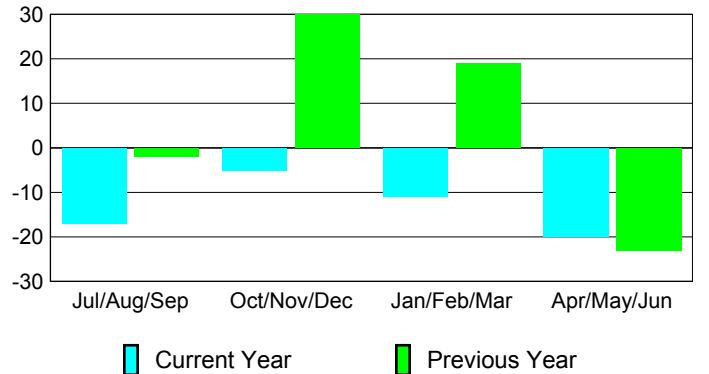
Membership Results 2009-2010

Goal, New, Dropped, Gain/Loss

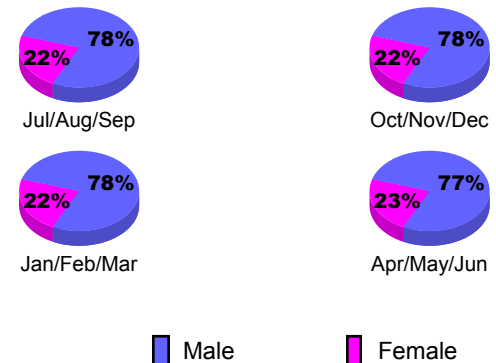


Comparison of Membership Gain/Loss

Current Year Compared to the Previous Year



Gender Comparison 2009-2010





2009-2010 GMT Quarterly Report for District (or Undistricted) **District 34 B**

GMT: **CARL HARRELL**

Location: **ALABAMA**

GMT CA: **1**

CLUBS

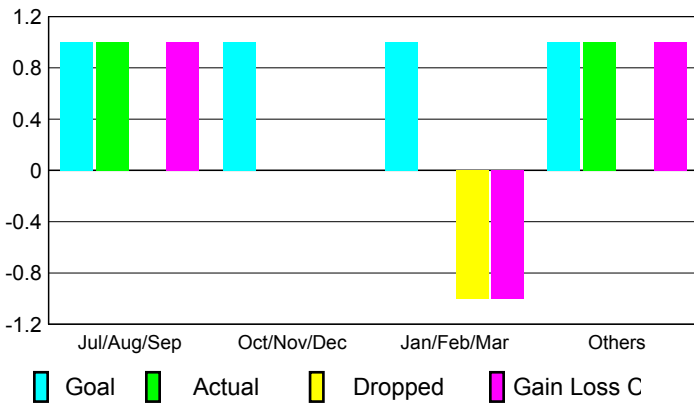
Club Results 2009-2010

Clubs 2008-2009

Month	New Club Goal	Actual New Clubs	Actual Dropped Clubs	Gain/Loss of Clubs	Gain/Loss of Clubs
Jul/Aug/Sep	1	1	0	1	0
Oct/Nov/Dec	1	0	0	0	0
Jan/Feb/Mar	1	0	-1	-1	-1
Apr/May/June	1	1	0	1	1
Totals	4	2	-1	1	0

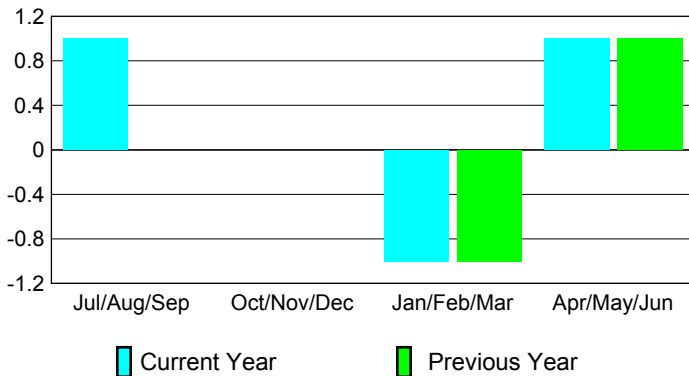
Club Results 2009-2010

Goal, New, Dropped, Gain/Loss



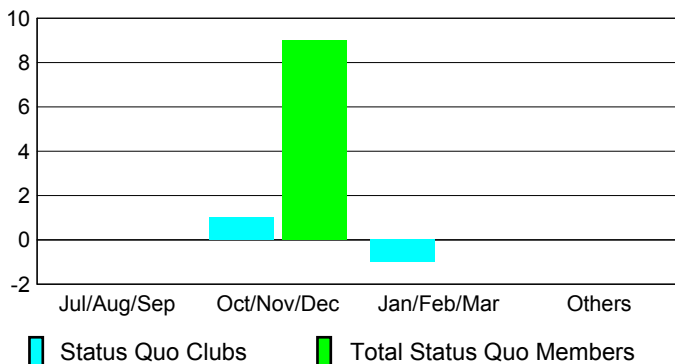
Comparison of Club Gain/Loss

Current Year Compared to the Previous Year



YTD Status Quo Clubs 2009-2010

Status Quo Clubs Compared to Status Quo Members



MEMBERSHIP

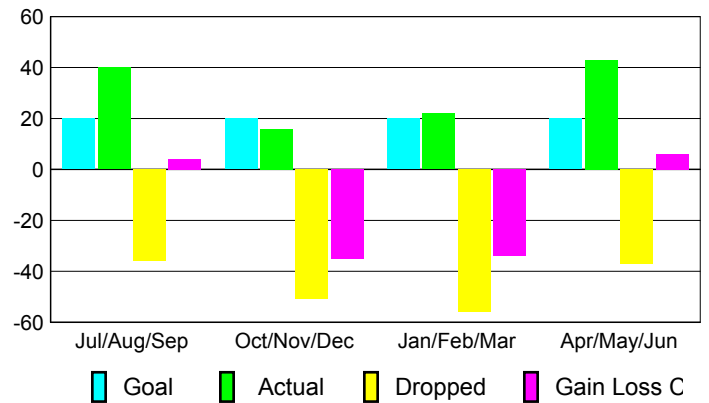
Membership Results 2009-2010

Membership 2008-2009

Month	Net Memb Goal	Actual New Memb	Actual Dropped Memb	Gain/Loss of Memb	Gain/Loss of Memb
Jul/Aug/Sep	20	40	-36	4	3
Oct/Nov/Dec	20	16	-51	-35	-6
Jan/Feb/Mar	20	22	-56	-34	-16
Apr/May/June	20	43	-37	6	-19
Totals	80	121	-180	-59	-38

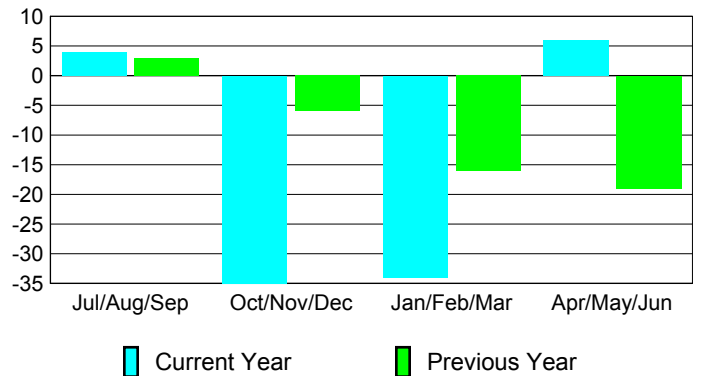
Membership Results 2009-2010

Goal, New, Dropped, Gain/Loss

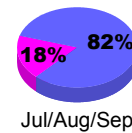


Comparison of Membership Gain/Loss

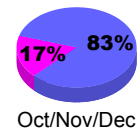
Current Year Compared to the Previous Year



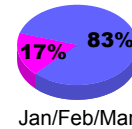
Gender Comparison 2009-2010



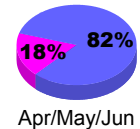
Jul/Aug/Sep



Oct/Nov/Dec



Jan/Feb/Mar



Apr/May/June

Male

Female



2009-2010 GMT Quarterly Report for District (or Undistricted) **District 34 C**

GMT: **CARL HARRELL**

Location: **ALABAMA**

GMT CA: **1**

CLUBS

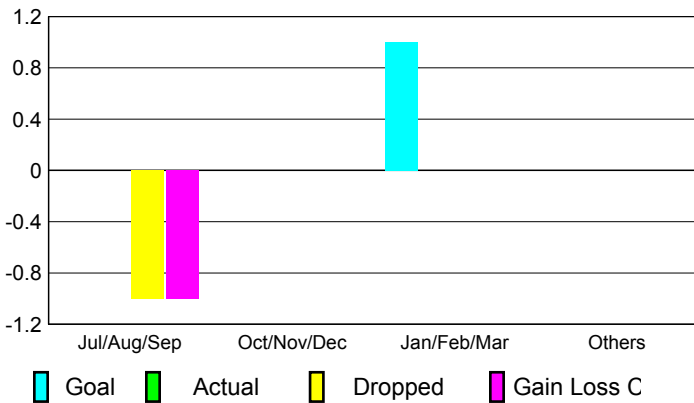
Club Results
2009-2010

Clubs
2008-2009

Month	New Club Goal	Actual New Clubs	Actual Dropped Clubs	Gain/Loss of Clubs	Gain/Loss of Clubs
Jul/Aug/Sep	0	0	-1	-1	-1
Oct/Nov/Dec	0	0	0	0	0
Jan/Feb/Mar	1	0	0	0	0
Apr/May/June	0	0	0	0	0
Totals	1	0	-1	-1	-1

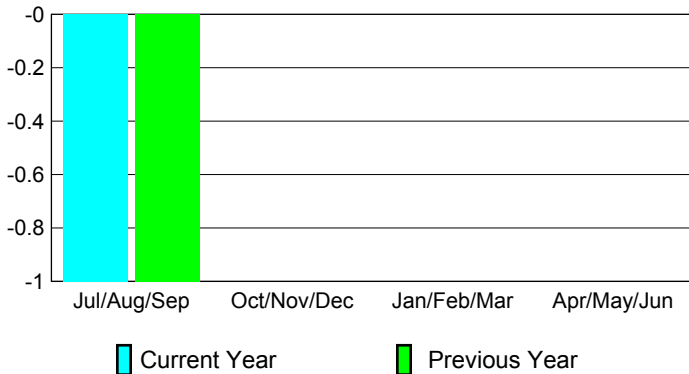
Club Results 2009-2010

Goal, New, Dropped, Gain/Loss



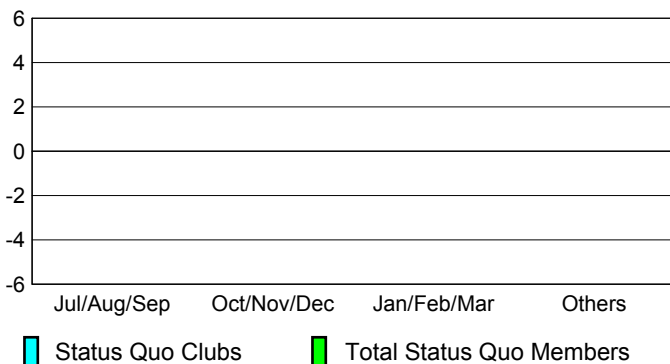
Comparison of Club Gain/Loss

Current Year Compared to the Previous Year



YTD Status Quo Clubs 2009-2010

Status Quo Clubs Compared to Status Quo Members



MEMBERSHIP

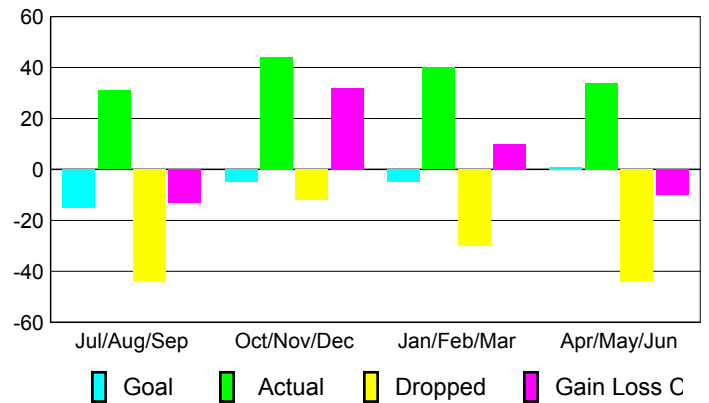
Membership Results
2009-2010

Membership
2008-2009

Month	Net Memb Goal	Actual New Memb	Actual Dropped Memb	Gain/Loss of Memb	Gain/Loss of Memb
Jul/Aug/Sep	-15	31	-44	-13	-13
Oct/Nov/Dec	-5	44	-12	32	13
Jan/Feb/Mar	-5	40	-30	10	-21
Apr/May/June	1	34	-44	-10	-24
Totals	-24	149	-130	19	-45

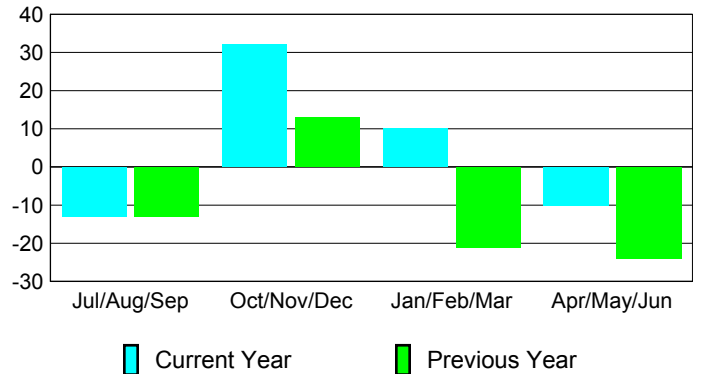
Membership Results 2009-2010

Goal, New, Dropped, Gain/Loss

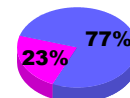


Comparison of Membership Gain/Loss

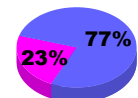
Current Year Compared to the Previous Year



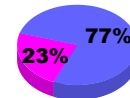
Gender Comparison 2009-2010



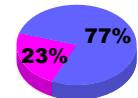
Jul/Aug/Sep



Oct/Nov/Dec



Jan/Feb/Mar



Apr/May/June

Male

Female



2009-2010 GMT Quarterly Report for District (or Undistricted) **District 35 L**

GMT: **CARL HARRELL**

Location: **FLORIDA**

GMT CA: **1**

CLUBS

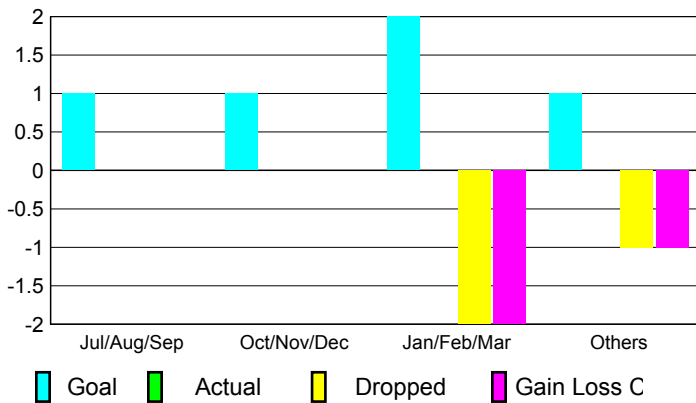
Club Results
2009-2010

Clubs
2008-2009

Month	New Club Goal	Actual New Clubs	Actual Dropped Clubs	Gain/Loss of Clubs	Gain/Loss of Clubs
Jul/Aug/Sep	1	0	0	0	0
Oct/Nov/Dec	1	0	0	0	0
Jan/Feb/Mar	2	0	-2	-2	0
Apr/May/June	1	0	-1	-1	0
Totals	5	0	-3	-3	0

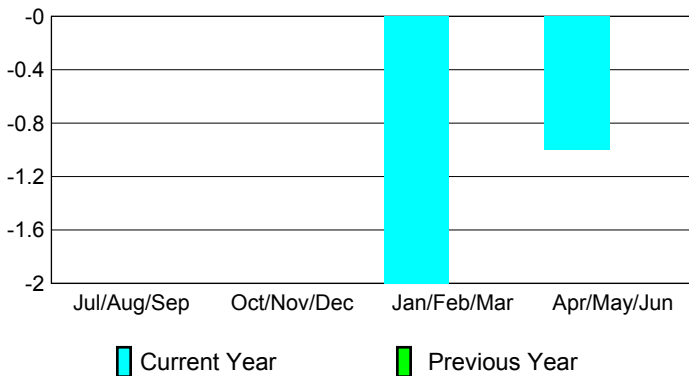
Club Results 2009-2010

Goal, New, Dropped, Gain/Loss



Comparison of Club Gain/Loss

Current Year Compared to the Previous Year



YTD Status Quo Clubs 2009-2010

Status Quo Clubs Compared to Status Quo Members



MEMBERSHIP

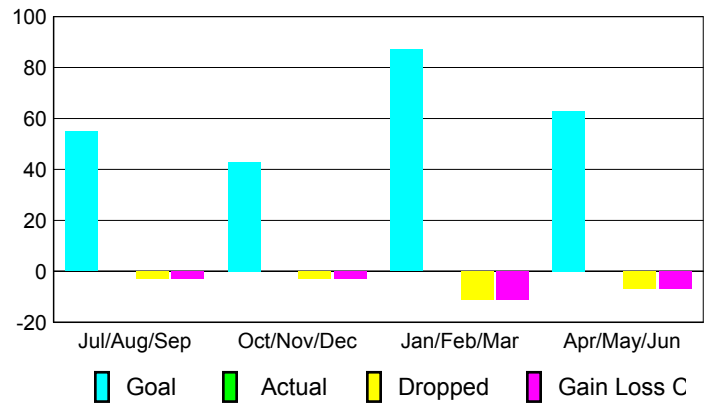
Membership Results
2009-2010

Membership
2008-2009

Month	Net Memb Goal	Actual New Memb	Actual Dropped Memb	Gain/Loss of Memb	Gain/Loss of Memb
Jul/Aug/Sep	55	0	-3	-3	-2
Oct/Nov/Dec	43	0	-3	-3	-10
Jan/Feb/Mar	87	0	-11	-11	1
Apr/May/June	63	0	-7	-7	-14
Totals	248	0	-24	-24	-25

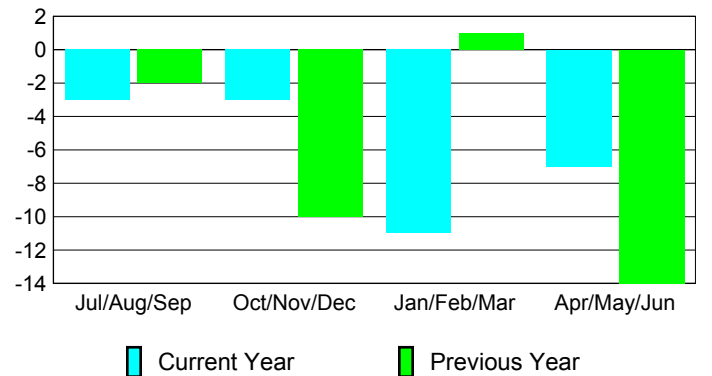
Membership Results 2009-2010

Goal, New, Dropped, Gain/Loss

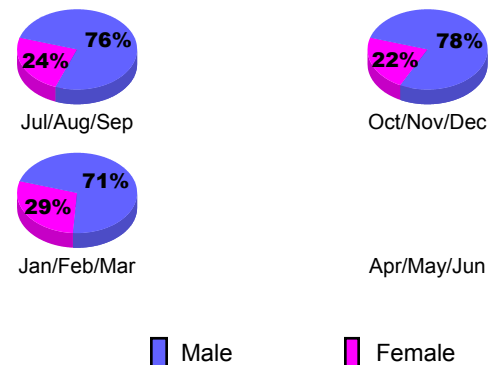


Comparison of Membership Gain/Loss

Current Year Compared to the Previous Year



Gender Comparison 2009-2010





2009-2010 GMT Quarterly Report for District (or Undistricted) **District 35 L**

GMT: **CARL HARRELL**

Location: **FLORIDA**

GMT CA: **1**

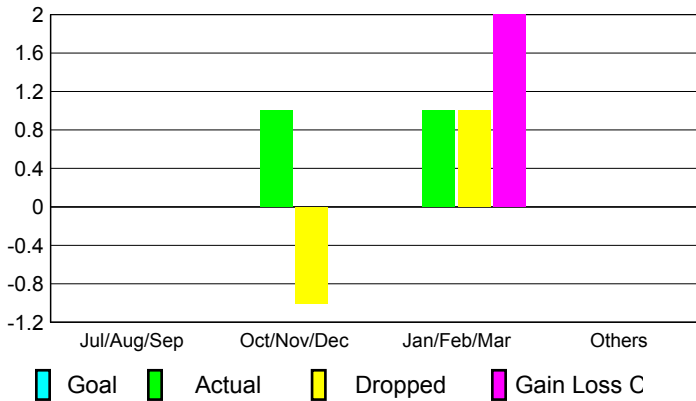
CLUBS

Club Results 2009-2010	Clubs 2008-2009
----------------------------------	---------------------------

Month	New Club Goal	Actual New Clubs	Actual Dropped Clubs	Gain/Loss of Clubs	Gain/Loss of Clubs
Jul/Aug/Sep		0	0	0	0
Oct/Nov/Dec		1	-1	0	0
Jan/Feb/Mar		1	1	2	1
Apr/May/Jun		0	0	0	3
Totals		2	0	2	4

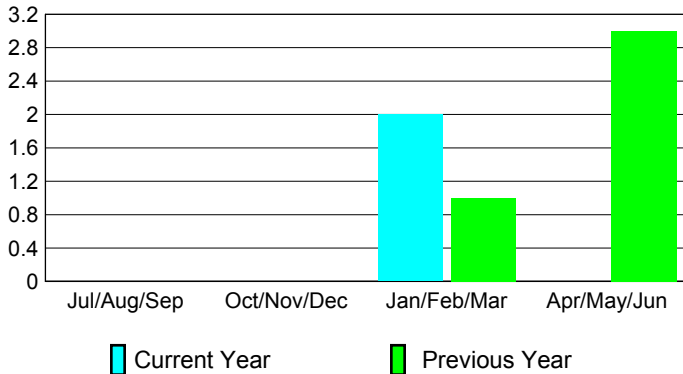
Club Results 2009-2010

Goal, New, Dropped, Gain/Loss



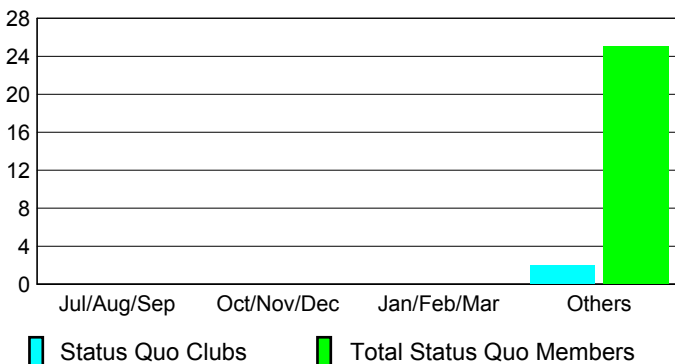
Comparison of Club Gain/Loss

Current Year Compared to the Previous Year



YTD Status Quo Clubs 2009-2010

Status Quo Clubs Compared to Status Quo Members



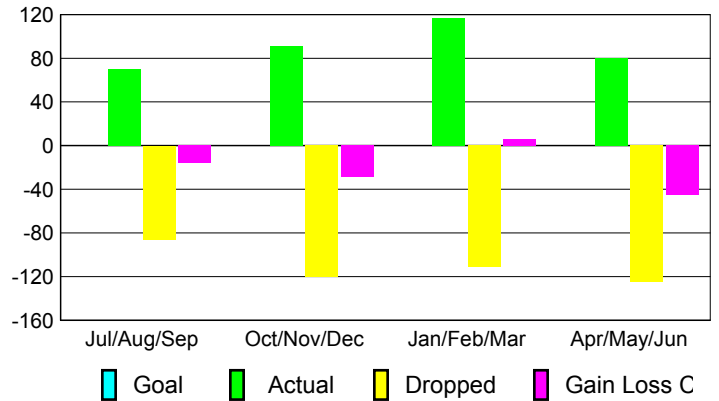
MEMBERSHIP

Membership Results 2009-2010	Membership 2008-2009
--	--------------------------------

Month	Net Memb Goal	Actual New Memb	Actual Dropped Memb	Gain/Loss of Memb	Gain/Loss of Memb
Jul/Aug/Sep		70	-86	-16	-68
Oct/Nov/Dec		91	-120	-29	-41
Jan/Feb/Mar		117	-111	6	14
Apr/May/Jun		80	-125	-45	18
Totals		358	-442	-84	-77

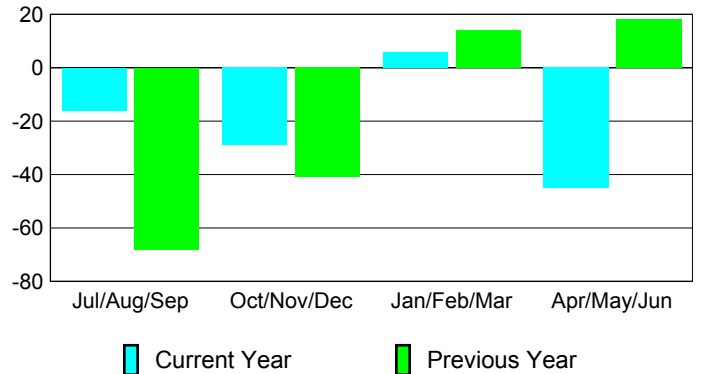
Membership Results 2009-2010

Goal, New, Dropped, Gain/Loss

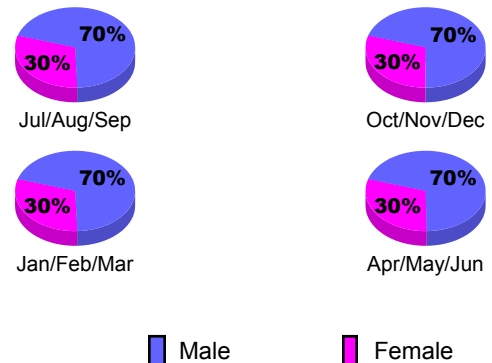


Comparison of Membership Gain/Loss

Current Year Compared to the Previous Year



Gender Comparison 2009-2010





2009-2010 GMT Quarterly Report for District (or Undistricted) **District 35 O**

GMT: **CARL HARRELL**

Location: **FLORIDA**

GMT CA: **1**

CLUBS

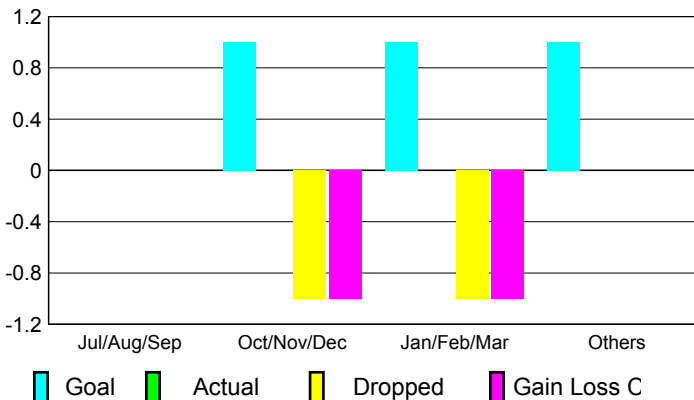
Club Results
2009-2010

Clubs
2008-2009

Month	New Club Goal	Actual New Clubs	Actual Dropped Clubs	Gain/Loss of Clubs	Gain/Loss of Clubs
Jul/Aug/Sep	0	0	0	0	0
Oct/Nov/Dec	1	0	-1	-1	0
Jan/Feb/Mar	1	0	-1	-1	0
Apr/May/June	1	0	0	0	0
Totals	3	0	-2	-2	0

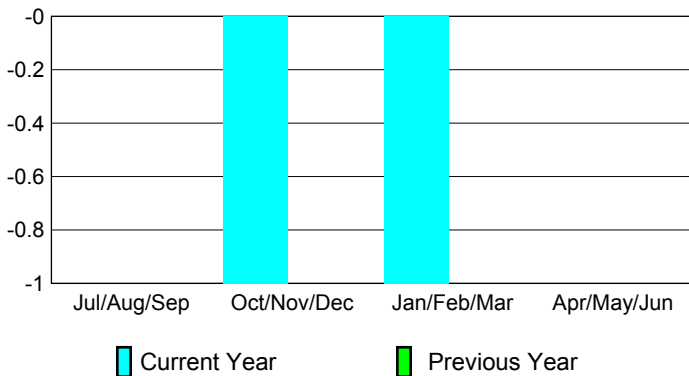
Club Results 2009-2010

Goal, New, Dropped, Gain/Loss



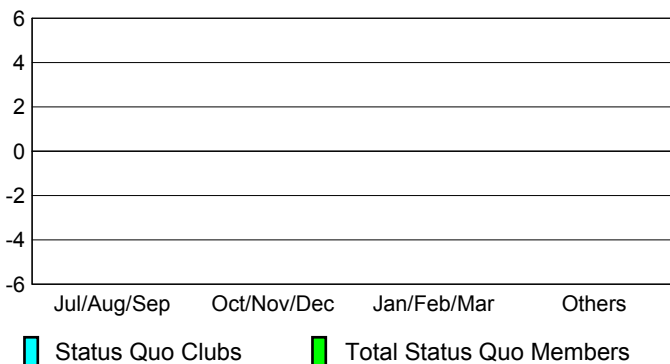
Comparison of Club Gain/Loss

Current Year Compared to the Previous Year



YTD Status Quo Clubs 2009-2010

Status Quo Clubs Compared to Status Quo Members



MEMBERSHIP

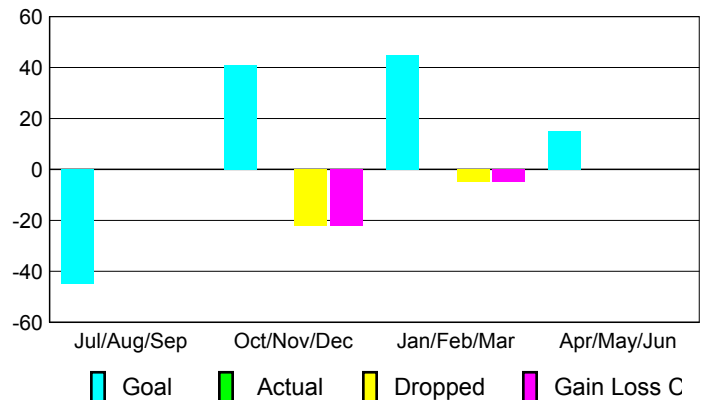
Membership Results
2009-2010

Membership
2008-2009

Month	Net Memb Goal	Actual New Memb	Actual Dropped Memb	Gain/Loss of Memb	Gain/Loss of Memb
Jul/Aug/Sep	-45	0	0	0	0
Oct/Nov/Dec	41	0	-22	-22	0
Jan/Feb/Mar	45	0	-5	-5	0
Apr/May/June	15	0	0	0	0
Totals	56	0	-27	-27	0

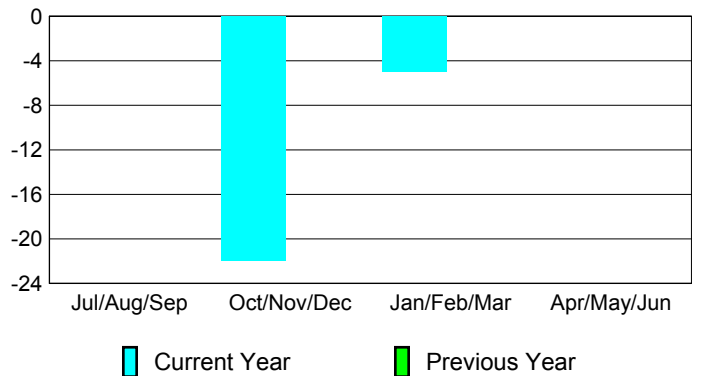
Membership Results 2009-2010

Goal, New, Dropped, Gain/Loss

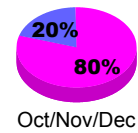
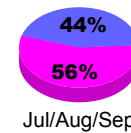


Comparison of Membership Gain/Loss

Current Year Compared to the Previous Year



Gender Comparison 2009-2010



Jan/Feb/Mar

Apr/May/June

Male

Female



2009-2010 GMT Quarterly Report for District (or Undistricted) **District 35 I**

GMT: CARL HARRELL

Location: FLORIDA

GMT CA: 1

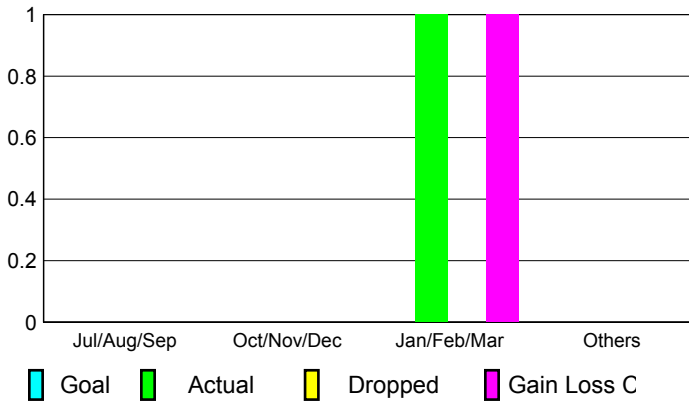
CLUBS

<u>Club Results</u> 2009-2010	<u>Clubs</u> 2008-2009
----------------------------------	---------------------------

Month	New Club Goal	Actual New Clubs	Actual Dropped Clubs	Gain/Loss of Clubs	Gain/Loss of Clubs
Jul/Aug/Sep		0	0	0	0
Oct/Nov/Dec		0	0	0	0
Jan/Feb/Mar		1	0	1	0
Apr/May/June		0	0	0	0
Totals		1	0	1	0

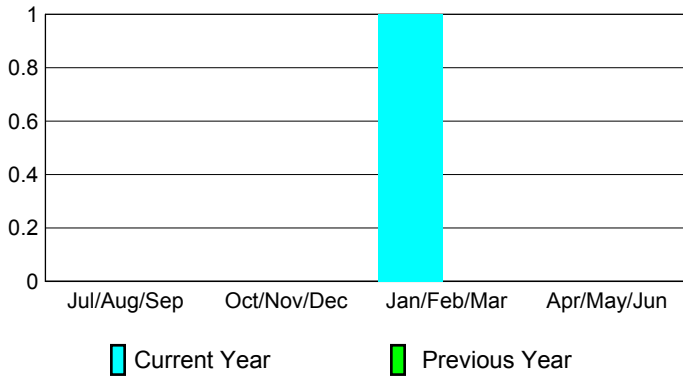
Club Results 2009-2010

Goal, New, Dropped, Gain/Loss



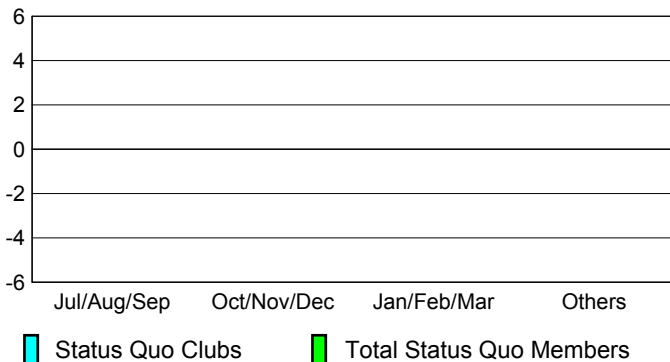
Comparison of Club Gain/Loss

Current Year Compared to the Previous Year



YTD Status Quo Clubs 2009-2010

Status Quo Clubs Compared to Status Quo Members



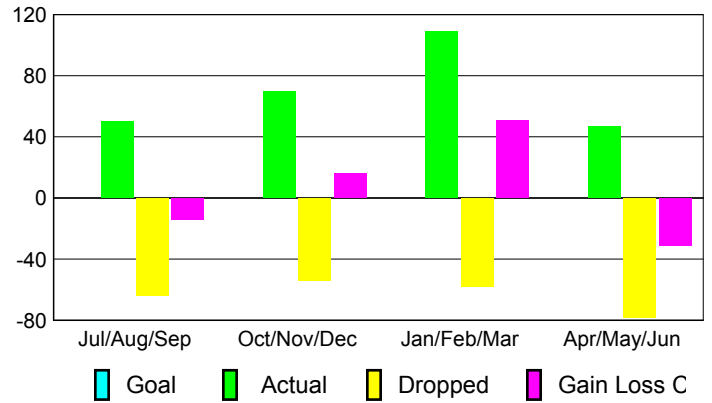
MEMBERSHIP

<u>Membership Results</u> 2009-2010	<u>Membership</u> 2008-2009
--	--------------------------------

Month	Net Memb Goal	Actual New Memb	Actual Dropped Memb	Gain/Loss of Memb	Gain/Loss of Memb
Jul/Aug/Sep		50	-64	-14	-92
Oct/Nov/Dec		70	-54	16	-21
Jan/Feb/Mar		109	-58	51	7
Apr/May/June		47	-78	-31	-63
Totals		276	-254	22	-169

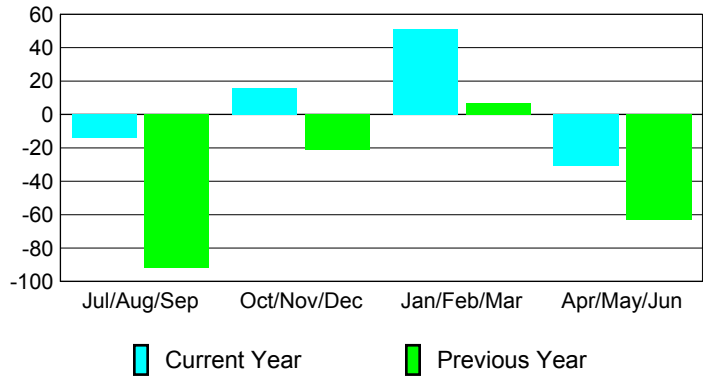
Membership Results 2009-2010

Goal, New, Dropped, Gain/Loss

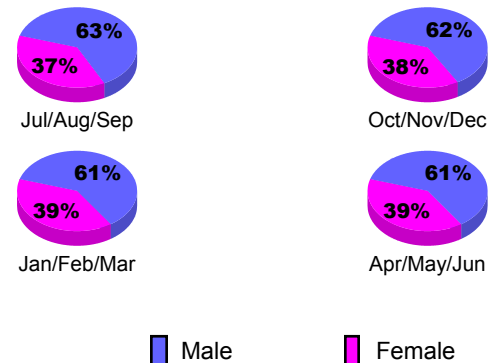


Comparison of Membership Gain/Loss

Current Year Compared to the Previous Year



Gender Comparison 2009-2010





2009-2010 GMT Quarterly Report for District (or Undistricted) **District 35 R**

GMT: CARL HARRELL

Location: FLORIDA

GMT CA: 1

CLUBS

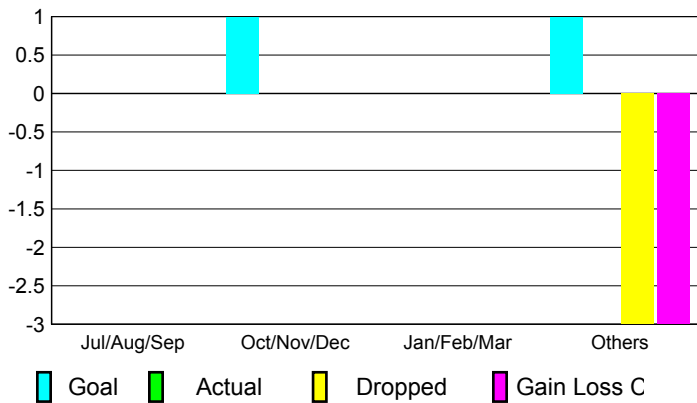
Club Results
2009-2010

Clubs
2008-2009

Month	New Club Goal	Actual New Clubs	Actual Dropped Clubs	Gain/Loss of Clubs	Gain/Loss of Clubs
Jul/Aug/Sep	0	0	0	0	0
Oct/Nov/Dec	1	0	0	0	0
Jan/Feb/Mar	0	0	0	0	0
Apr/May/June	1	0	-3	-3	0
Totals	2	0	-3	-3	0


Club Results 2009-2010

Goal, New, Dropped, Gain/Loss



Comparison of Club Gain/Loss

Current Year Compared to the Previous Year



YTD Status Quo Clubs 2009-2010

Status Quo Clubs Compared to Status Quo Members



MEMBERSHIP

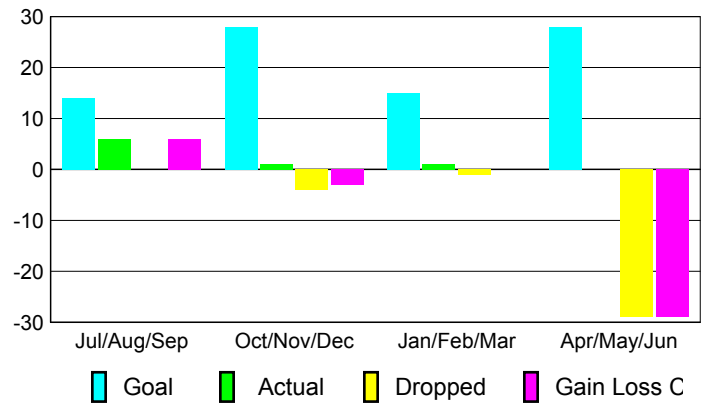
Membership Results
2009-2010

Membership
2008-2009

Month	Net Memb Goal	Actual New Memb	Actual Dropped Memb	Gain/Loss of Memb	Gain/Loss of Memb
Jul/Aug/Sep	14	6	0	6	-7
Oct/Nov/Dec	28	1	-4	-3	-2
Jan/Feb/Mar	15	1	-1	0	2
Apr/May/June	28	0	-29	-29	0
Totals	85	8	-34	-26	-7

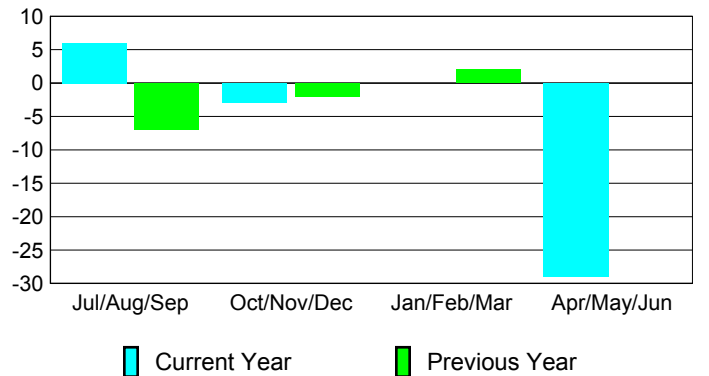
Membership Results 2009-2010

Goal, New, Dropped, Gain/Loss

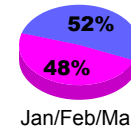
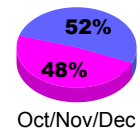
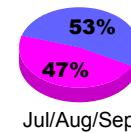


Comparison of Membership Gain/Loss

Current Year Compared to the Previous Year



Gender Comparison 2009-2010



Male

Female



2009-2010 GMT Quarterly Report for District (or Undistricted) **District 35 O**

GMT: CARL HARRELL

Location: FLORIDA

GMT CA: 1

CLUBS

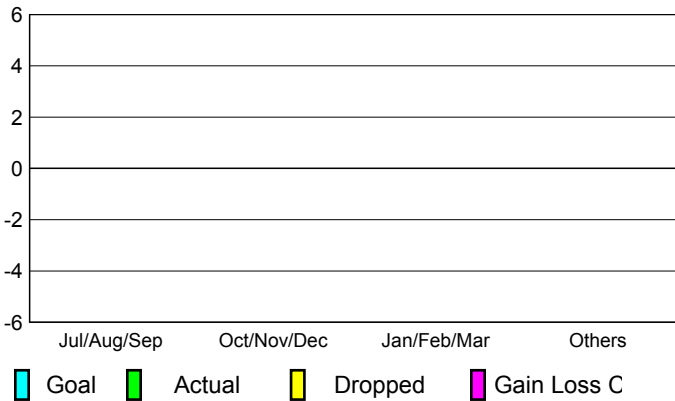
**Club Results
2009-2010**

**Clubs
2008-2009**

Month	New Club Goal	Actual New Clubs	Actual Dropped Clubs	Gain/Loss of Clubs	Gain/Loss of Clubs
Jul/Aug/Sep		0	0	0	2
Oct/Nov/Dec		0	0	0	0
Jan/Feb/Mar		0	0	0	1
Apr/May/June		0	0	0	0
Totals		0	0	0	3

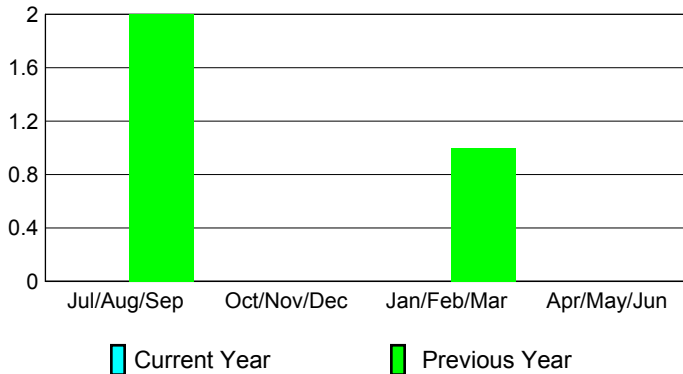
Club Results 2009-2010

Goal, New, Dropped, Gain/Loss



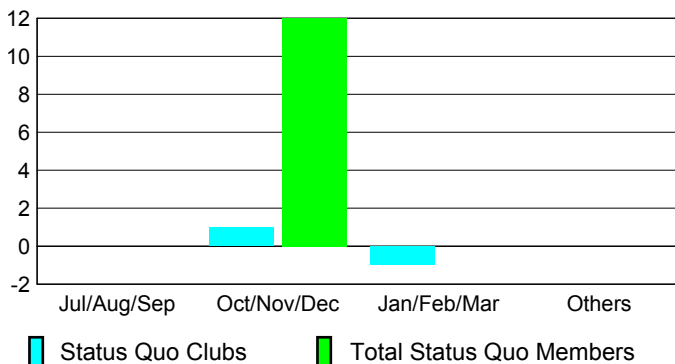
Comparison of Club Gain/Loss

Current Year Compared to the Previous Year



YTD Status Quo Clubs 2009-2010

Status Quo Clubs Compared to Status Quo Members



MEMBERSHIP

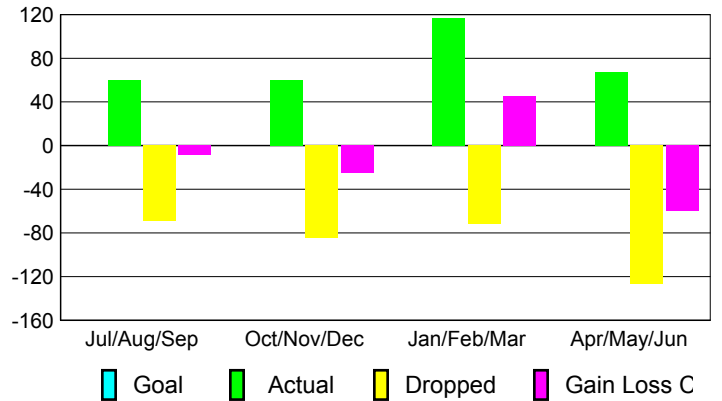
**Membership Results
2009-2010**

**Membership
2008-2009**

Month	Net Memb Goal	Actual New Memb	Actual Dropped Memb	Gain/Loss of Memb	Gain/Loss of Memb
Jul/Aug/Sep		60	-69	-9	-2
Oct/Nov/Dec		60	-85	-25	10
Jan/Feb/Mar		117	-72	45	17
Apr/May/June		67	-127	-60	-37
Totals		304	-353	-49	-12

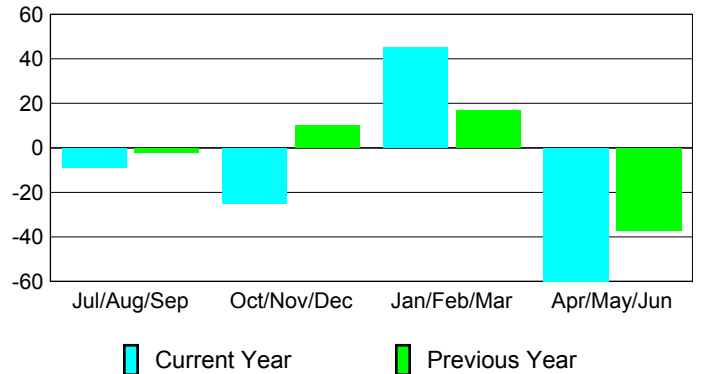
Membership Results 2009-2010

Goal, New, Dropped, Gain/Loss

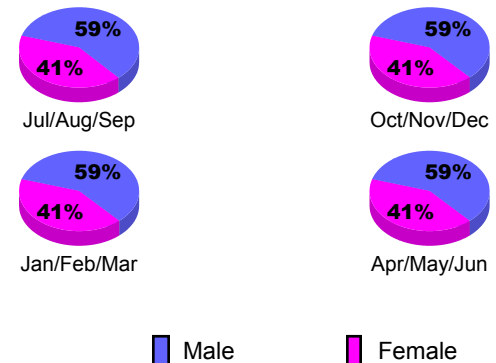


Comparison of Membership Gain/Loss

Current Year Compared to the Previous Year



Gender Comparison 2009-2010





2009-2010 GMT Quarterly Report for District (or Undistricted) **District 35 I**

GMT: CARL HARRELL

Location: FLORIDA

GMT CA: 1

CLUBS

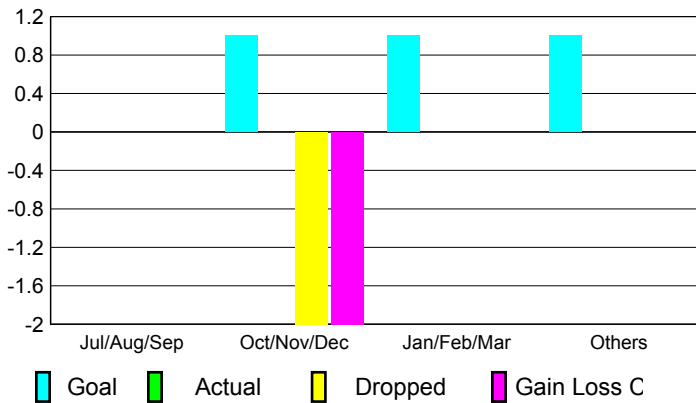
Club Results 2009-2010

Clubs 2008-2009

Month	New Club Goal	Actual New Clubs	Actual Dropped Clubs	Gain/Loss of Clubs	Gain/Loss of Clubs
Jul/Aug/Sep	0	0	0	0	0
Oct/Nov/Dec	1	0	-2	-2	0
Jan/Feb/Mar	1	0	0	0	0
Apr/May/June	1	0	0	0	0
Totals	3	0	-2	-2	0

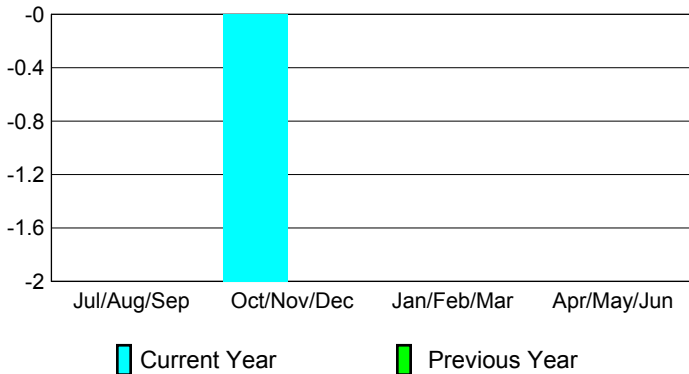
Club Results 2009-2010

Goal, New, Dropped, Gain/Loss



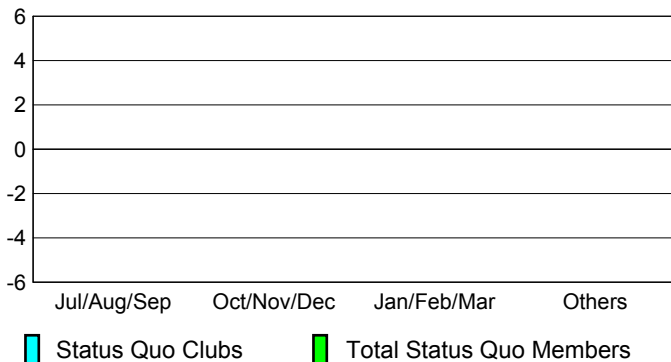
Comparison of Club Gain/Loss

Current Year Compared to the Previous Year



YTD Status Quo Clubs 2009-2010

Status Quo Clubs Compared to Status Quo Members



MEMBERSHIP

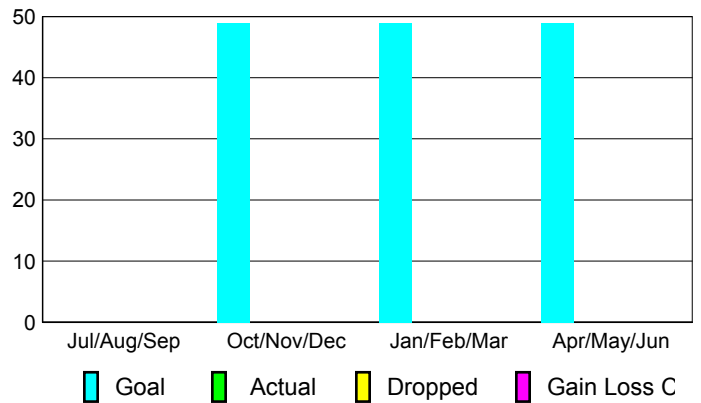
Membership Results 2009-2010

Membership 2008-2009

Month	Net Memb Goal	Actual New Memb	Actual Dropped Memb	Gain/Loss of Memb	Gain/Loss of Memb
Jul/Aug/Sep	0	0	0	0	0
Oct/Nov/Dec	49	0	0	0	-8
Jan/Feb/Mar	49	0	0	0	0
Apr/May/June	49	0	0	0	-5
Totals	147	0	0	0	-13

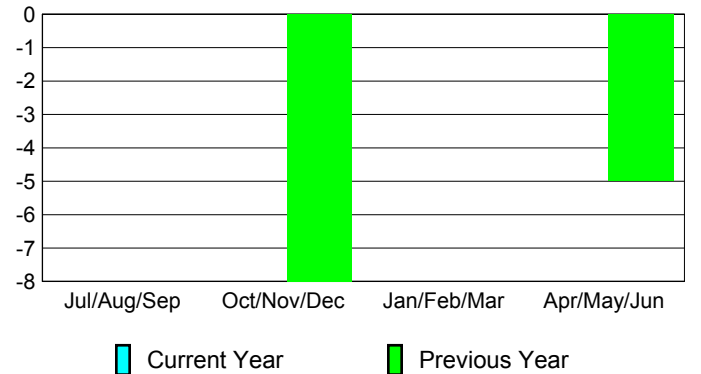
Membership Results 2009-2010

Goal, New, Dropped, Gain/Loss



Comparison of Membership Gain/Loss

Current Year Compared to the Previous Year



Gender Comparison 2009-2010

■ Male ■ Female



2009-2010 GMT Quarterly Report for District (or Undistricted) **District 35 D FLORIDA**

GMT: **CARL HARRELL**

Location: **FLORIDA**

GMT CA: **1**

CLUBS

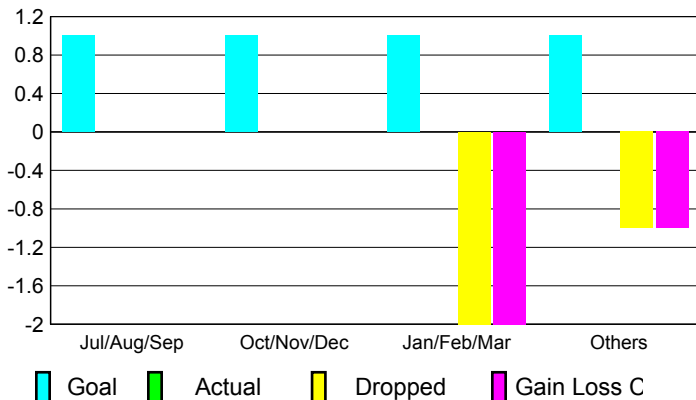
Club Results
2009-2010

Clubs
2008-2009

Month	New Club Goal	Actual New Clubs	Actual Dropped Clubs	Gain/Loss of Clubs	Gain/Loss of Clubs
Jul/Aug/Sep	1	0	0	0	0
Oct/Nov/Dec	1	0	0	0	0
Jan/Feb/Mar	1	0	-2	-2	0
Apr/May/June	1	0	-1	-1	0
Totals	4	0	-3	-3	0

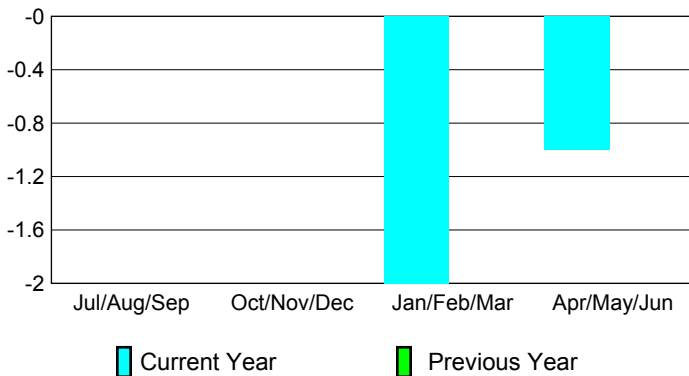
Club Results 2009-2010

Goal, New, Dropped, Gain/Loss



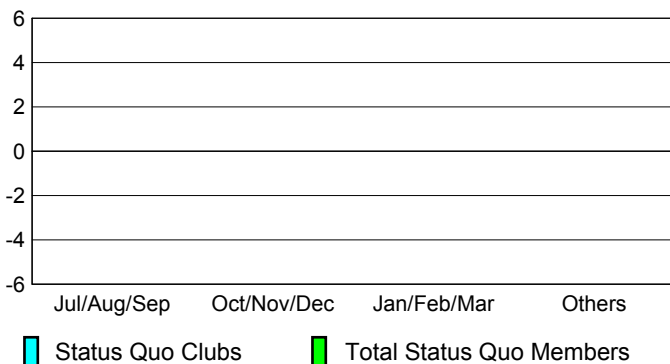
Comparison of Club Gain/Loss

Current Year Compared to the Previous Year



YTD Status Quo Clubs 2009-2010

Status Quo Clubs Compared to Status Quo Members



MEMBERSHIP

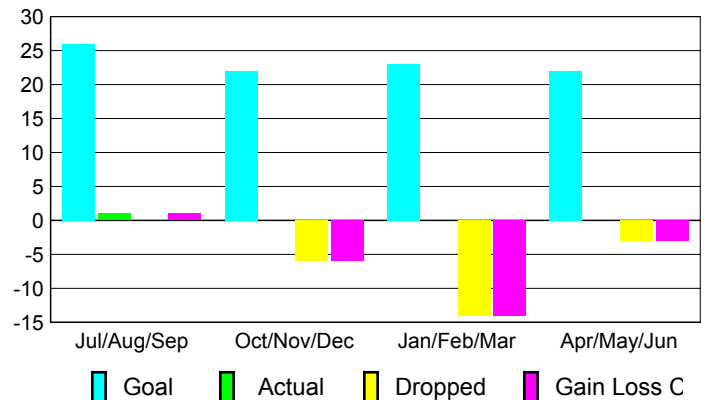
Membership Results
2009-2010

Membership
2008-2009

Month	Net Memb Goal	Actual New Memb	Actual Dropped Memb	Gain/Loss of Memb	Gain/Loss of Memb
Jul/Aug/Sep	26	1	0	1	0
Oct/Nov/Dec	22	0	-6	-6	-2
Jan/Feb/Mar	23	0	-14	-14	0
Apr/May/June	22	0	-3	-3	-30
Totals	93	1	-23	-22	-32

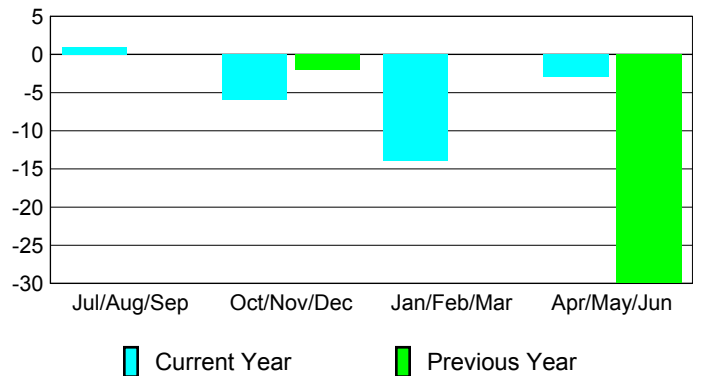
Membership Results 2009-2010

Goal, New, Dropped, Gain/Loss

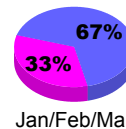
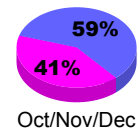
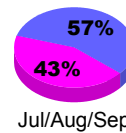


Comparison of Membership Gain/Loss

Current Year Compared to the Previous Year



Gender Comparison 2009-2010



Male

Female



2009-2010 GMT Quarterly Report for District (or Undistricted) **District 35 N FLORIDA**

GMT: **CARL HARRELL**

Location: **FLORIDA**

GMT CA: **1**

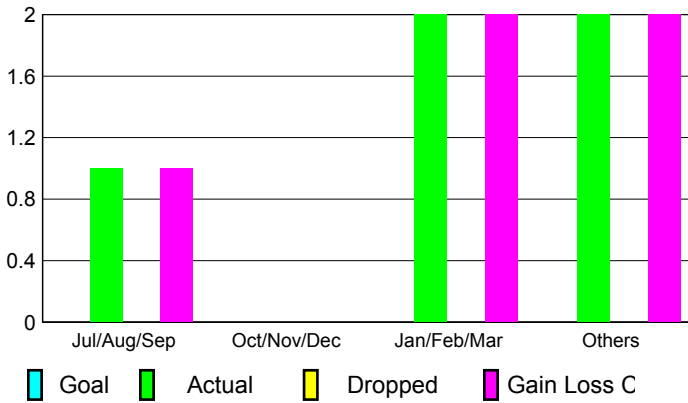
CLUBS

<u>Club Results</u> 2009-2010	<u>Clubs</u> 2008-2009
----------------------------------	---------------------------

Month	New Club Goal	Actual New Clubs	Actual Dropped Clubs	Gain/Loss of Clubs	Gain/Loss of Clubs
Jul/Aug/Sep		1	0	1	0
Oct/Nov/Dec		0	0	0	0
Jan/Feb/Mar		2	0	2	-1
Apr/May/June		2	0	2	2
Totals		5	0	5	1

Club Results 2009-2010

Goal, New, Dropped, Gain/Loss



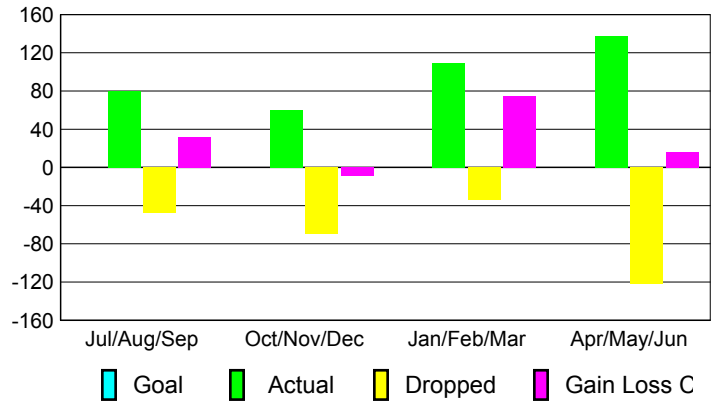
MEMBERSHIP

<u>Membership Results</u> 2009-2010	<u>Membership</u> 2008-2009
--	--------------------------------

Month	Net Memb Goal	Actual New Memb	Actual Dropped Memb	Gain/Loss of Memb	Gain/Loss of Memb
Jul/Aug/Sep		80	-48	32	-15
Oct/Nov/Dec		60	-69	-9	-62
Jan/Feb/Mar		109	-34	75	9
Apr/May/June		138	-122	16	-23
Totals		387	-273	114	-91

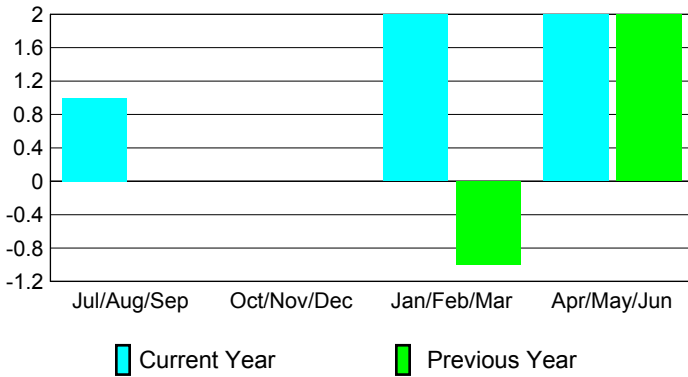
Membership Results 2009-2010

Goal, New, Dropped, Gain/Loss



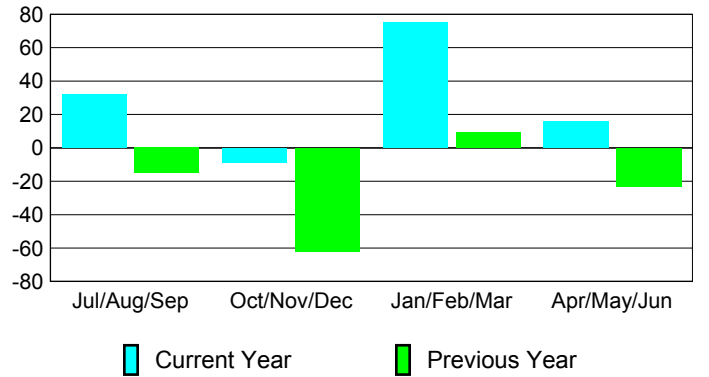
Comparison of Club Gain/Loss

Current Year Compared to the Previous Year



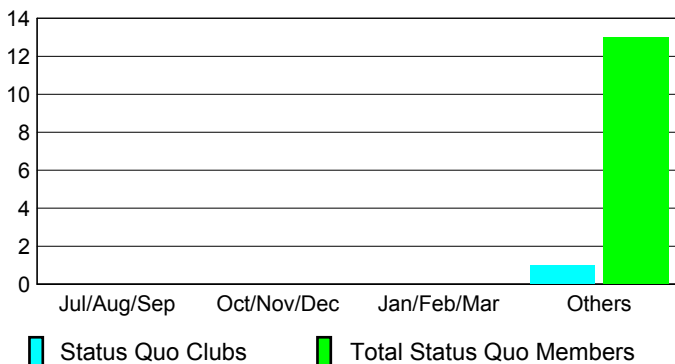
Comparison of Membership Gain/Loss

Current Year Compared to the Previous Year

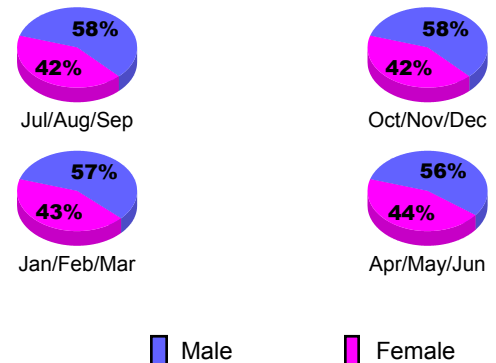


YTD Status Quo Clubs 2009-2010

Status Quo Clubs Compared to Status Quo Members



Gender Comparison 2009-2010





2009-2010 GMT Quarterly Report for District (or Undistricted) **District 35 N**

GMT: **CARL HARRELL**

Location: **BAHAMAS**

GMT CA: **1**

CLUBS

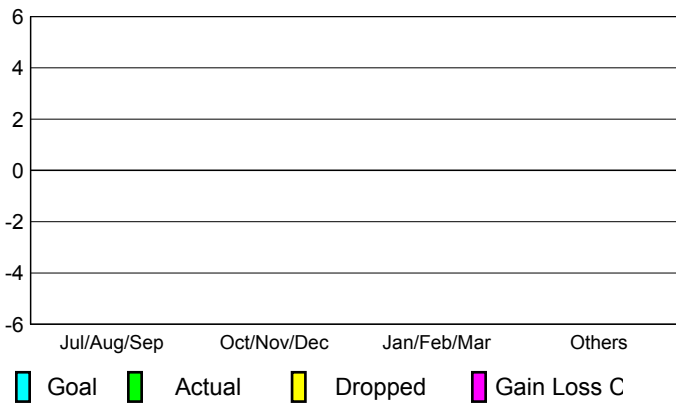
**Club Results
2009-2010**

**Clubs
2008-2009**

Month	New Club Goal	Actual New Clubs	Actual Dropped Clubs	Gain/Loss of Clubs	Gain/Loss of Clubs
Jul/Aug/Sep		0	0	0	0
Oct/Nov/Dec		0	0	0	0
Jan/Feb/Mar		0	0	0	0
Apr/May/June		0	0	0	0
Totals		0	0	0	0


Club Results 2009-2010

Goal, New, Dropped, Gain/Loss



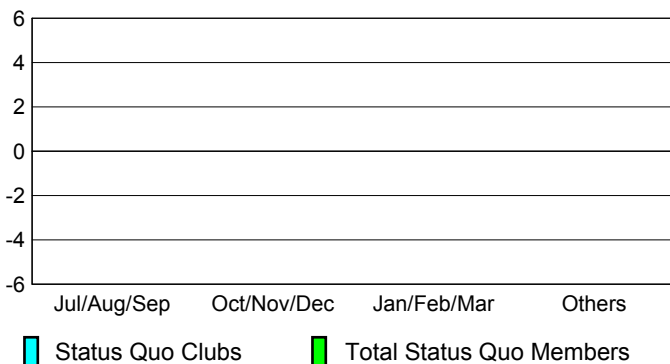
Comparison of Club Gain/Loss

Current Year Compared to the Previous Year



YTD Status Quo Clubs 2009-2010

Status Quo Clubs Compared to Status Quo Members



MEMBERSHIP

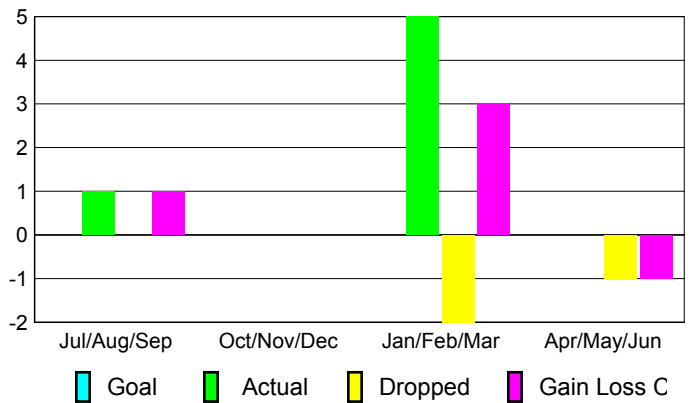
**Membership Results
2009-2010**

**Membership
2008-2009**

Month	Net Memb Goal	Actual New Memb	Actual Dropped Memb	Gain/Loss of Memb	Gain/Loss of Memb
Jul/Aug/Sep		1	0	1	0
Oct/Nov/Dec		0	0	0	2
Jan/Feb/Mar		5	-2	3	0
Apr/May/June		0	-1	-1	2
Totals		6	-3	3	4

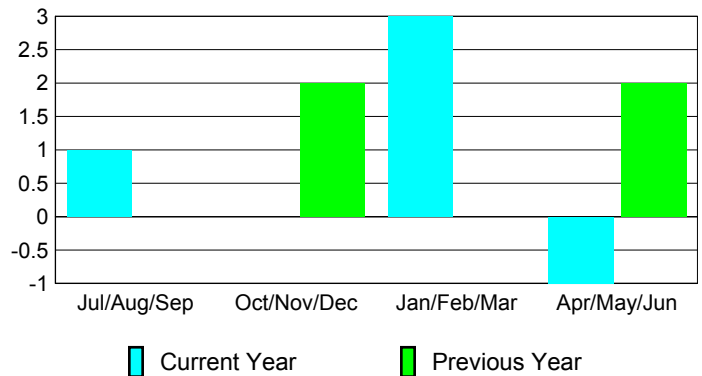
Membership Results 2009-2010

Goal, New, Dropped, Gain/Loss

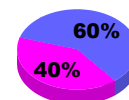


Comparison of Membership Gain/Loss

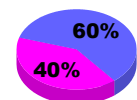
Current Year Compared to the Previous Year



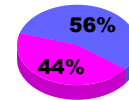
Gender Comparison 2009-2010



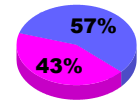
Jul/Aug/Sep



Oct/Nov/Dec



Jan/Feb/Mar



Apr/May/June

Male

Female